

Q1 How many years have you been teaching?

Answered: 4,358 Skipped: 0

ANSWER CHOICES	RESPONSES	
1 - 6	15.99%	697
7 - 15	31.76%	1,384
16 - 25	37.01%	1,613
26+	15.24%	664
TOTAL		4,358

Q2 In which grade level do you primarily work?

Answered: 4,329 Skipped: 29

ANSWER CHOICES	RESPONSES	
Pre-K - 2	19.59%	848
Grades 3 - 6	19.57%	847
Middle School	22.75%	985
High School	29.38%	1,272
Other (please specify)	8.71%	377
TOTAL		4,329

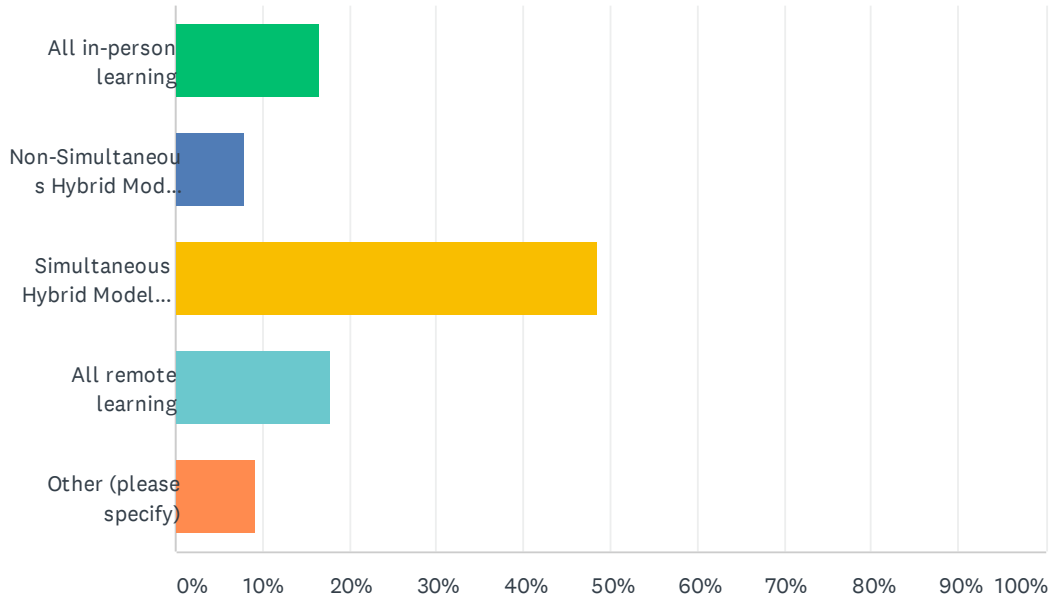
Q3 Which of the following best describes your job classification? If you fit in more than one classification, then select the classification that accounts for most of your time. (Use drop-down menu)

Answered: 4,286 Skipped: 72

ANSWER CHOICES	RESPONSES	
Elementary (General Education)	28.77%	1,233
Trades in Technical Schools	1.42%	61
Science	7.28%	312
Reading	7.16%	307
History	5.72%	245
World Languages	3.80%	163
Physical Education	2.45%	105
Health	0.56%	24
Music	4.06%	174
Art	2.61%	112
School Guidance Counselor	2.10%	90
School Social Worker	1.77%	76
School Psychologist	1.77%	76
Special Education	13.65%	585
Computers, Media Specialist, School Librarian	2.78%	119
If Other (please specify)	14.09%	604
TOTAL		4,286

Q5 Which of the following teaching models are you currently using?

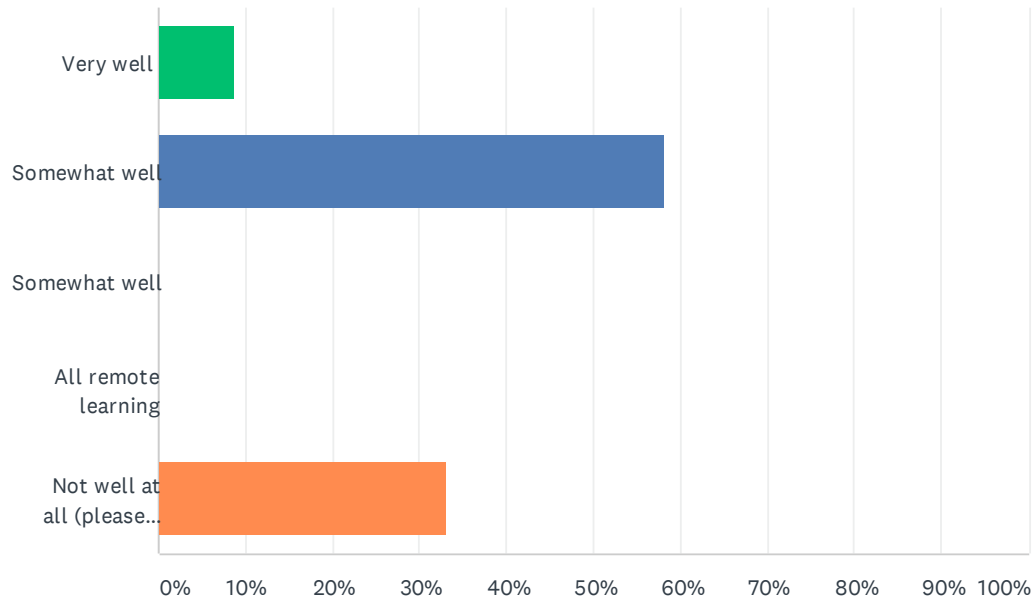
Answered: 4,141 Skipped: 217



ANSWER CHOICES	RESPONSES	
All in-person learning	16.54%	685
Non-Simultaneous Hybrid Model (In-person and remote instruction, but not at the same time)	7.92%	328
Simultaneous Hybrid Model (Simultaneous in-person and remote instruction)	48.44%	2,006
All remote learning	17.82%	738
Other (please specify)	9.27%	384
TOTAL		4,141

Q6 How are things going with teaching in-person during a pandemic?

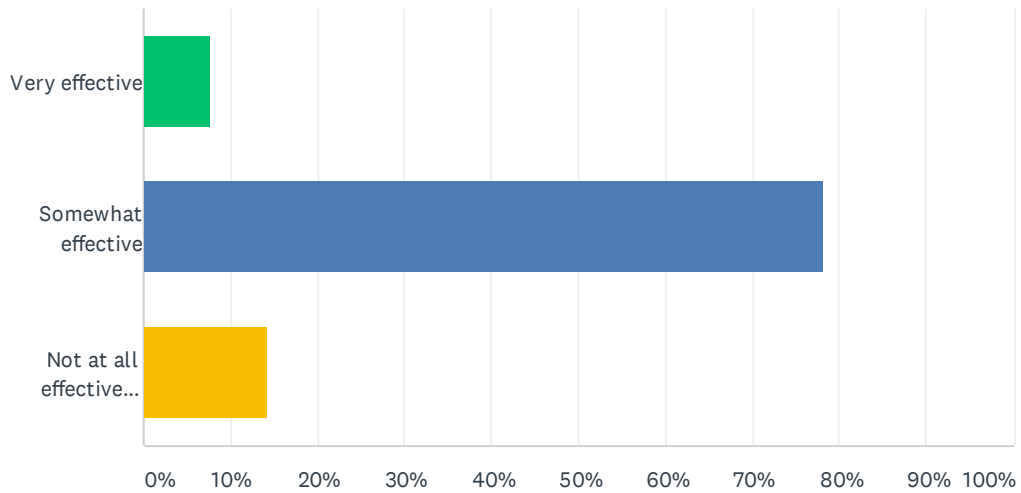
Answered: 661 Skipped: 3,697



ANSWER CHOICES	RESPONSES	
Very well	8.77%	58
Somewhat well	58.09%	384
Somewhat well	0.00%	0
All remote learning	0.00%	0
Not well at all (please specify)	33.13%	219
TOTAL		661

Q7 How effective do you think the hybrid model in your school has been for your students?

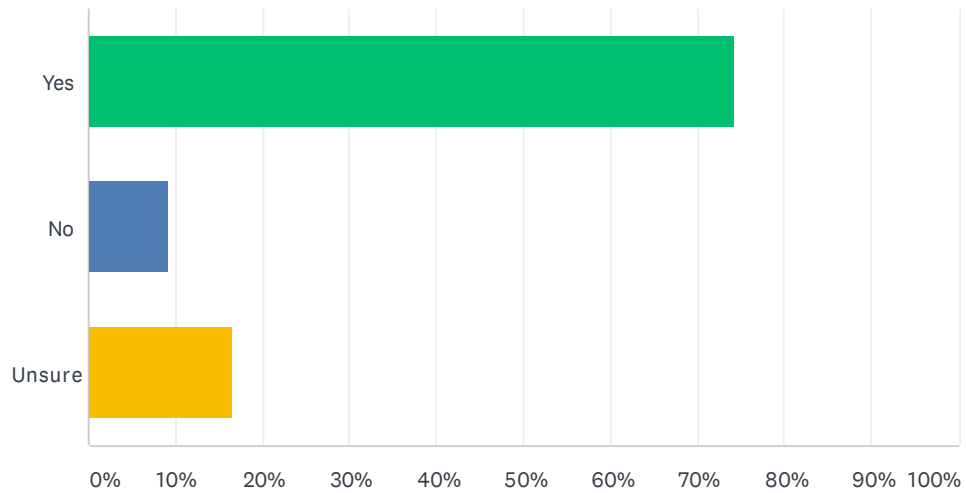
Answered: 325 Skipped: 4,033



ANSWER CHOICES	RESPONSES	
Very effective	7.69%	25
Somewhat effective	78.15%	254
Not at all effective (please specify)	14.15%	46
TOTAL		325

Q8 Do you think delivering instruction both in-class and remotely at the same time negatively impacts student learning?

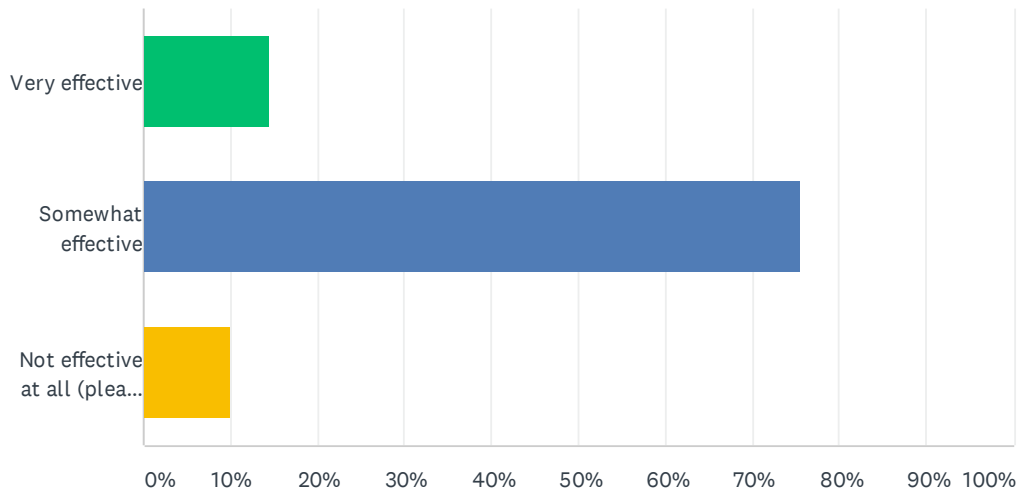
Answered: 1,995 Skipped: 2,363



ANSWER CHOICES		RESPONSES	
Yes		74.24%	1,481
No		9.27%	185
Unsure		16.49%	329
TOTAL	TOTAL		1,995

Q9 How effective do you think the all remote learning model in your school has been for your students?

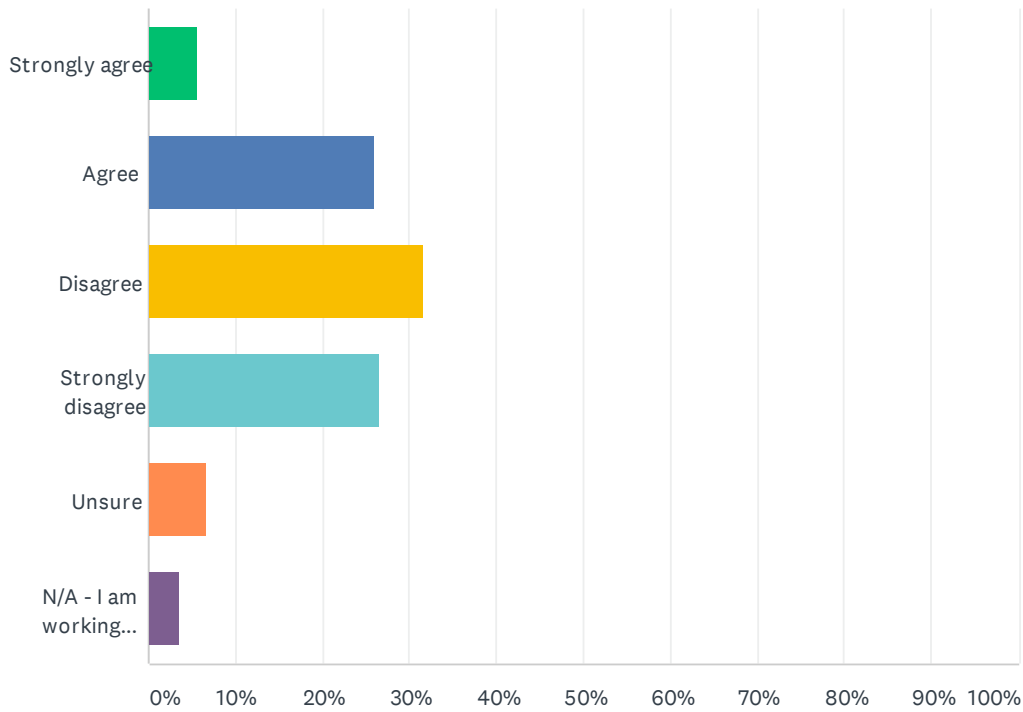
Answered: 732 Skipped: 3,626



ANSWER CHOICES	RESPONSES	
Very effective	14.34%	105
Somewhat effective	75.55%	553
Not effective at all (please specify)	10.11%	74
TOTAL		732

Q10 Which best describes your feelings about contracting coronavirus? I have felt reasonably safe in my school building since returning this fall.

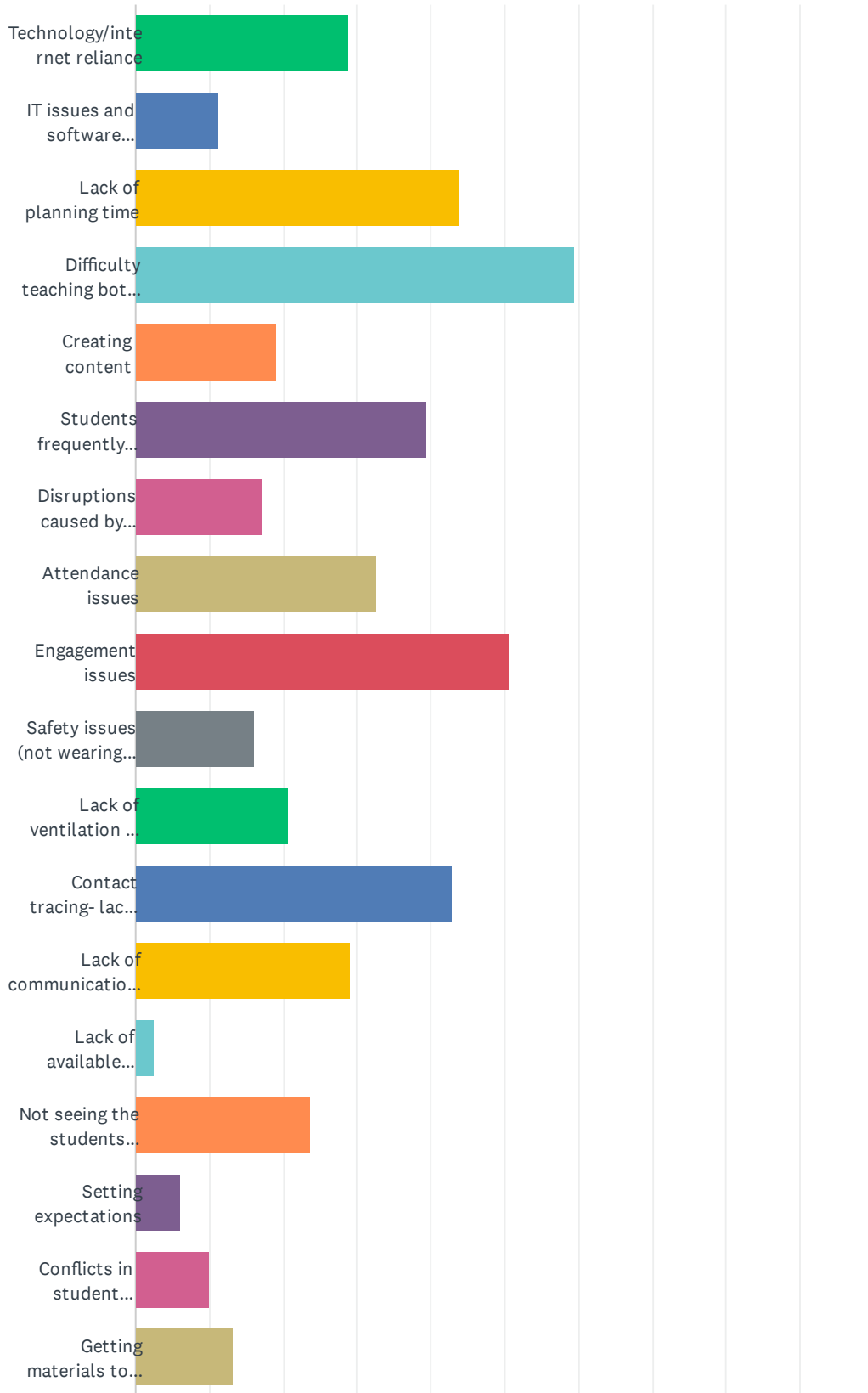
Answered: 4,038 Skipped: 320



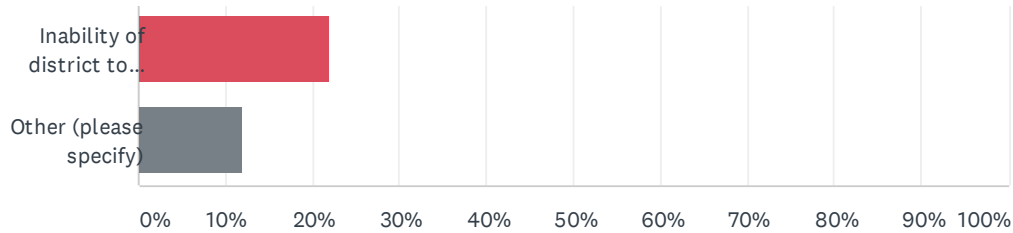
ANSWER CHOICES	RESPONSES	
Strongly agree	5.57%	225
Agree	25.98%	1,049
Disagree	31.55%	1,274
Strongly disagree	26.62%	1,075
Unsure	6.79%	274
N/A - I am working remotely	3.49%	141
TOTAL		4,038

Q11 What are the biggest challenges you are facing right now? (Check your top five choices)

Answered: 3,883 Skipped: 475



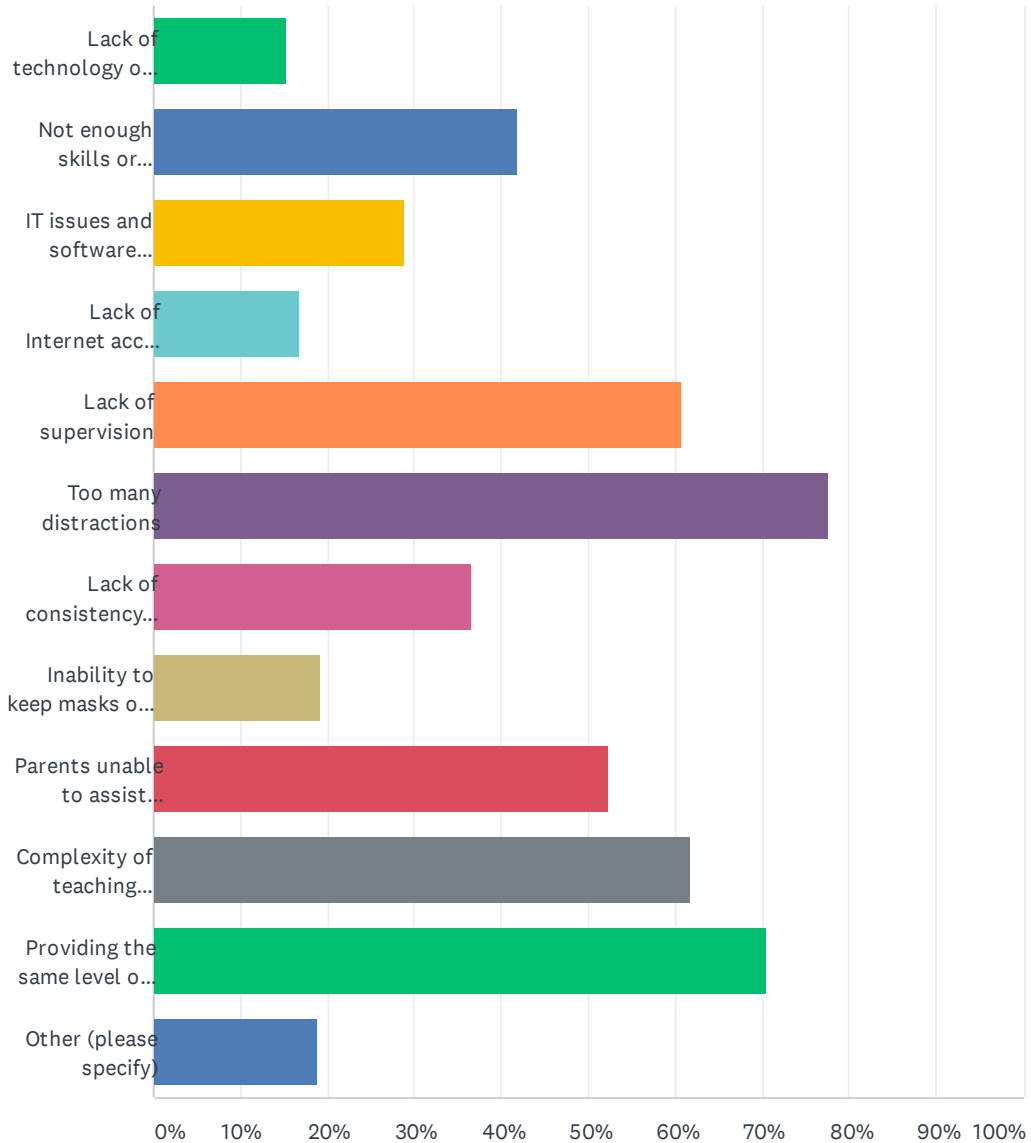
December 2020 Educators' COVID-19 Impact Survey



ANSWER CHOICES	RESPONSES	
Technology/internet reliance	28.79%	1,118
IT issues and software program problems	11.20%	435
Lack of planning time	43.91%	1,705
Difficulty teaching both in-person and remote learners at the same time	59.39%	2,306
Creating content	19.06%	740
Students frequently moving from in-person to remote learning and back	39.27%	1,525
Disruptions caused by continuously opening and closing schools	17.07%	663
Attendance issues	32.71%	1,270
Engagement issues	50.71%	1,969
Safety issues (not wearing PPE, lack of cleaning supplies, etc.)	16.02%	622
Lack of ventilation in the classroom	20.81%	808
Contact tracing- lack of transparency and consistency	42.88%	1,665
Lack of communication for quarantining and reporting COVID-19 cases	29.15%	1,132
Lack of available content	2.52%	98
Not seeing the students face-to-face	23.67%	919
Setting expectations	6.00%	233
Conflicts in student learning styles	9.94%	386
Getting materials to and from students	13.08%	508
Inability of district to follow CDC guidelines to keep students and teachers safe	21.97%	853
Other (please specify)	11.85%	460
Total Respondents: 3,883		

Q12 What are the biggest obstacles or challenges students are facing right now? (Check your top five choices)

Answered: 3,753 Skipped: 605

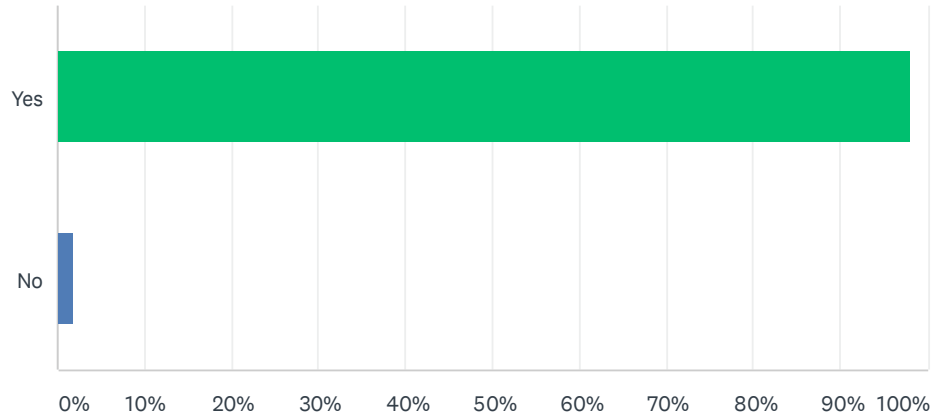


December 2020 Educators' COVID-19 Impact Survey

ANSWER CHOICES	RESPONSES	
Lack of technology or access to computers	15.37%	577
Not enough skills or knowledge to utilize the technology appropriately	41.83%	1,570
IT issues and software program problems	28.96%	1,087
Lack of Internet access	16.76%	629
Lack of supervision	60.62%	2,275
Too many distractions	77.54%	2,910
Lack of consistency (schools closing/moving to remote learning, etc.)	36.58%	1,373
Inability to keep masks on all day	19.32%	725
Parents unable to assist students/parent communication	52.20%	1,959
Complexity of teaching students virtually	61.63%	2,313
Providing the same level of education for all students and students unable to keep up	70.42%	2,643
Other (please specify)	18.76%	704
Total Respondents: 3,753		

Q13 Has there been a positive COVID-19 case at your school?

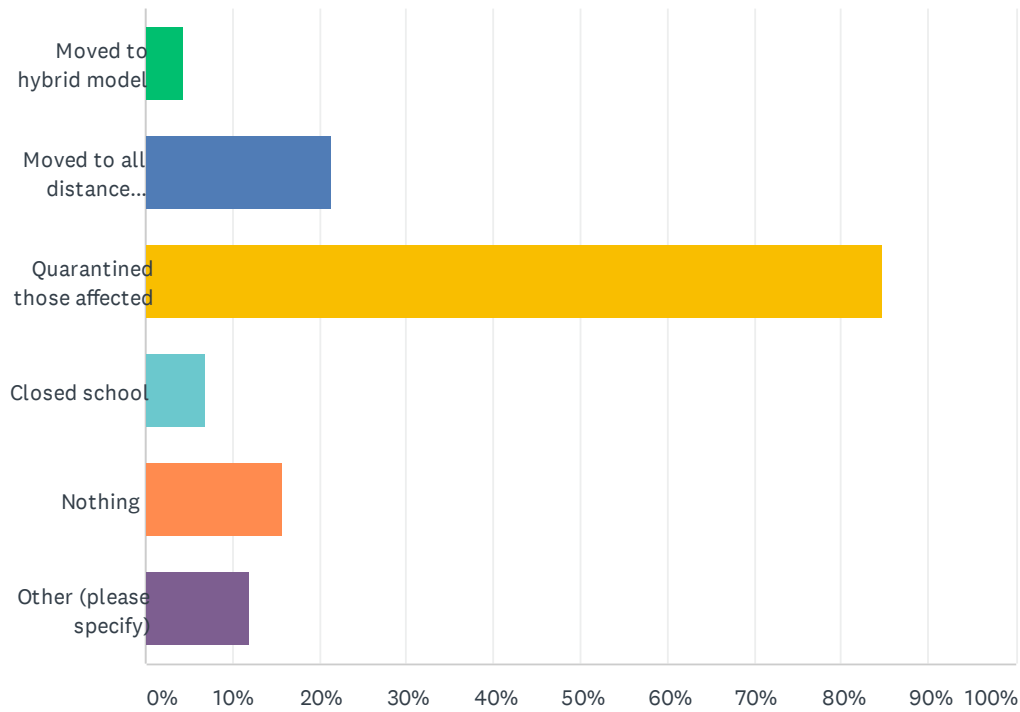
Answered: 3,749 Skipped: 609



ANSWER CHOICES	RESPONSES	
Yes	98.21%	3,682
No	1.79%	67
TOTAL		3,749

Q14 If "yes," you've had a COVID-19 case in your school, what happened? (Check all that apply)

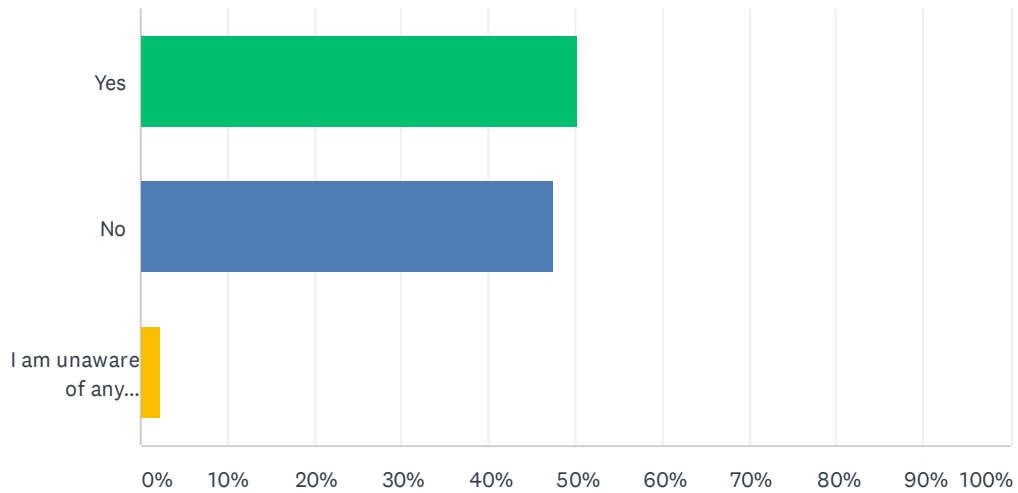
Answered: 3,673 Skipped: 685



ANSWER CHOICES	RESPONSES	
Moved to hybrid model	4.38%	161
Moved to all distance learning	21.43%	787
Quarantined those affected	84.78%	3,114
Closed school	6.81%	250
Nothing	15.71%	577
Other (please specify)	11.95%	439
Total Respondents: 3,673		

Q15 Is your district being transparent with contact tracing and reporting COVID-19 outbreaks?

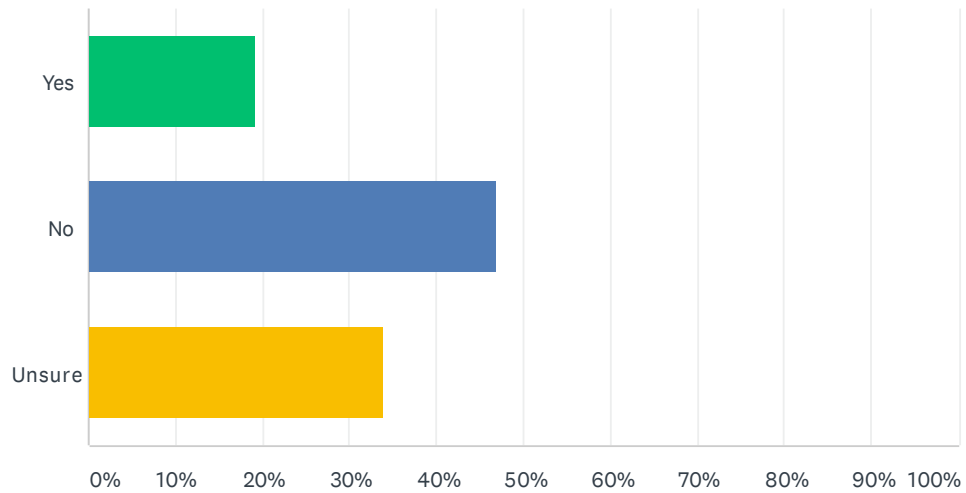
Answered: 3,732 Skipped: 626



ANSWER CHOICES	RESPONSES	
Yes	50.11%	1,870
No	47.51%	1,773
I am unaware of any outbreaks	2.38%	89
TOTAL		3,732

Q16 Is enough being done when a positive COVID-19 case has been reported at your school?

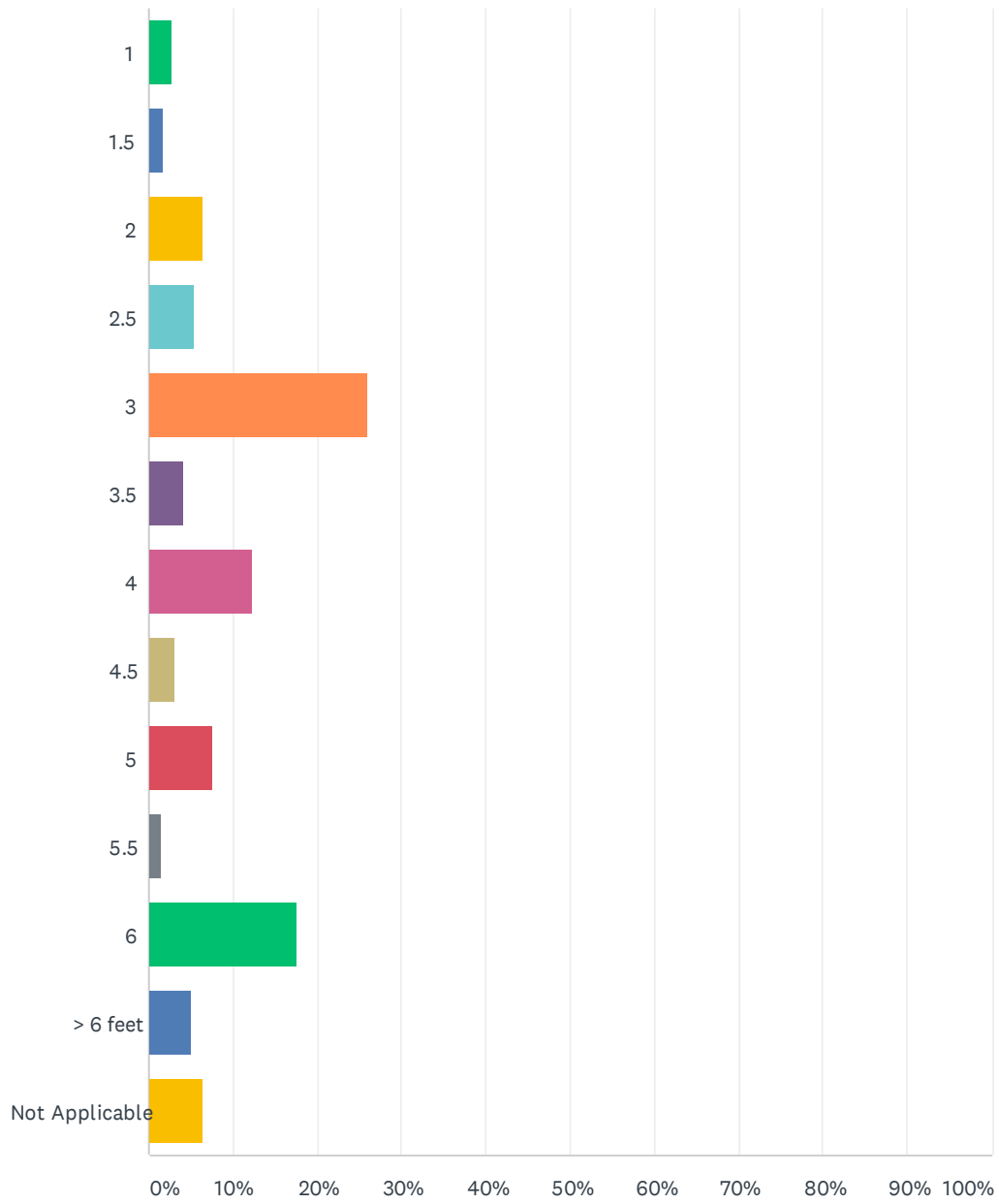
Answered: 3,722 Skipped: 636



ANSWER CHOICES	RESPONSES	
Yes	19.26%	717
No	46.94%	1,747
Unsure	33.80%	1,258
TOTAL		3,722

Q17 What is the average distance in feet between students in your classroom or setting (if applicable)?

Answered: 3,711 Skipped: 647

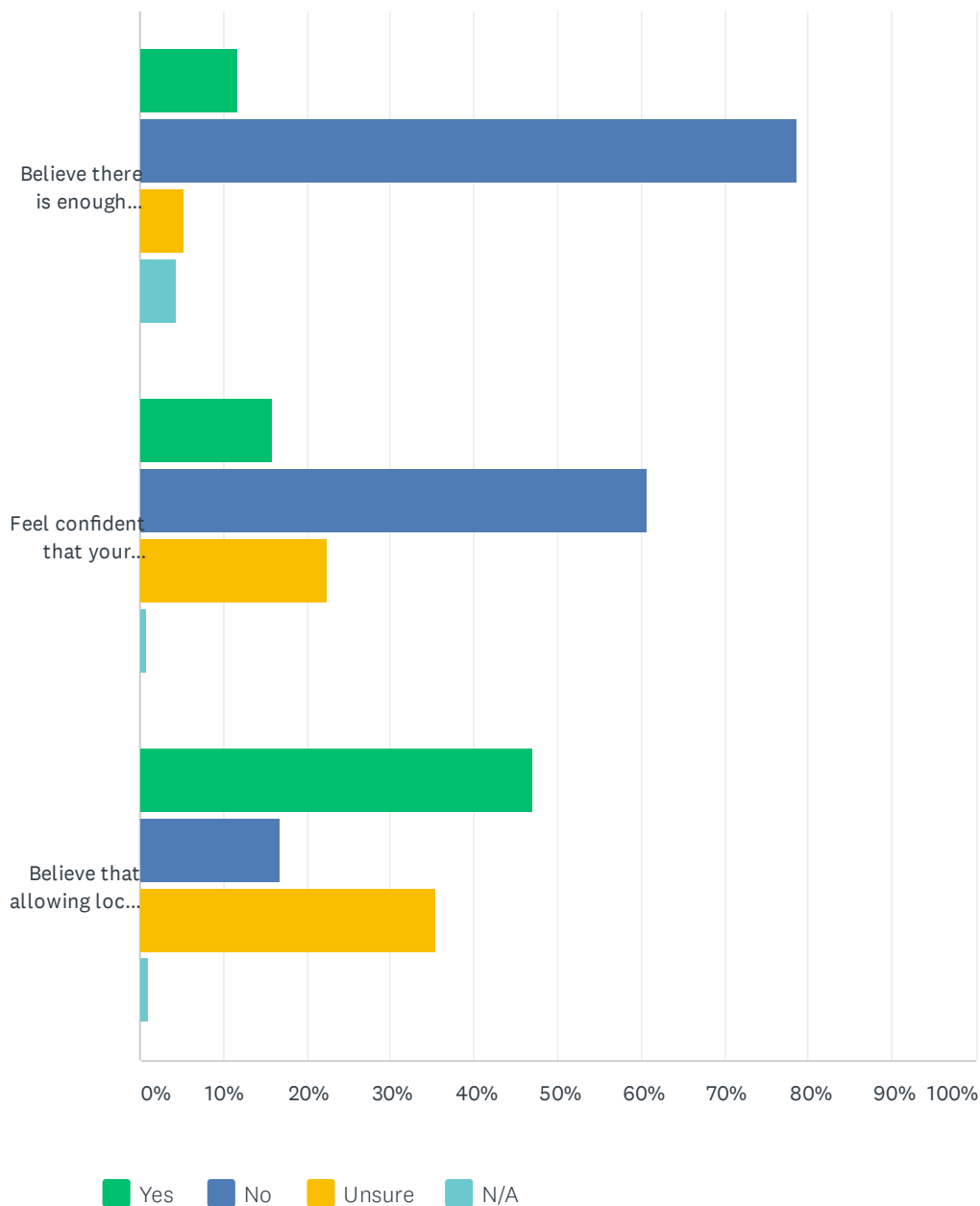


December 2020 Educators' COVID-19 Impact Survey

ANSWER CHOICES	RESPONSES	
1	2.72%	101
1.5	1.75%	65
2	6.55%	243
2.5	5.42%	201
3	25.95%	963
3.5	4.28%	159
4	12.34%	458
4.5	3.10%	115
5	7.44%	276
5.5	1.37%	51
6	17.57%	652
> 6 feet	4.99%	185
Not Applicable	6.52%	242
TOTAL		3,711

Q18 Please provide your response to the following questions. Do you:

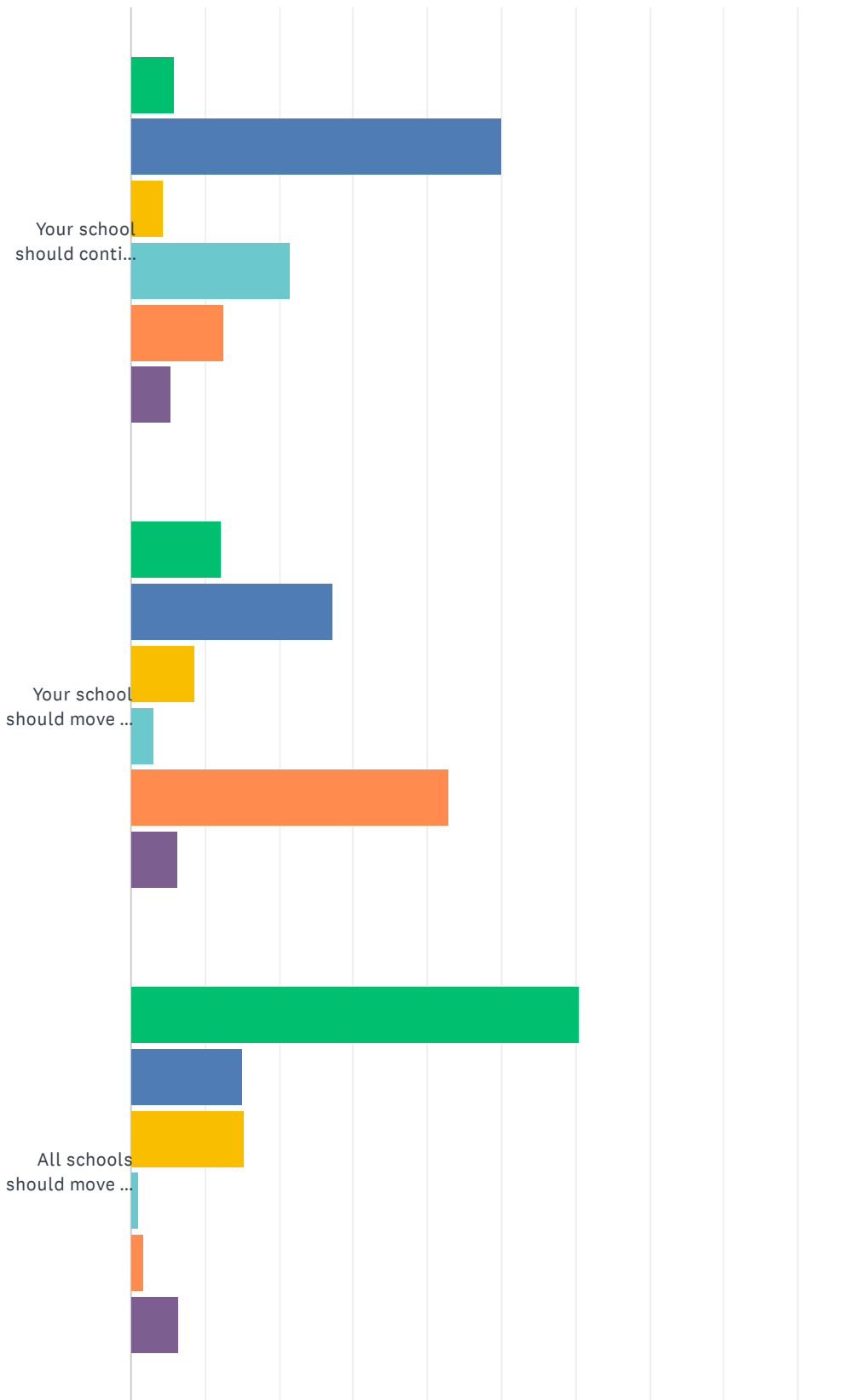
Answered: 3,676 Skipped: 682



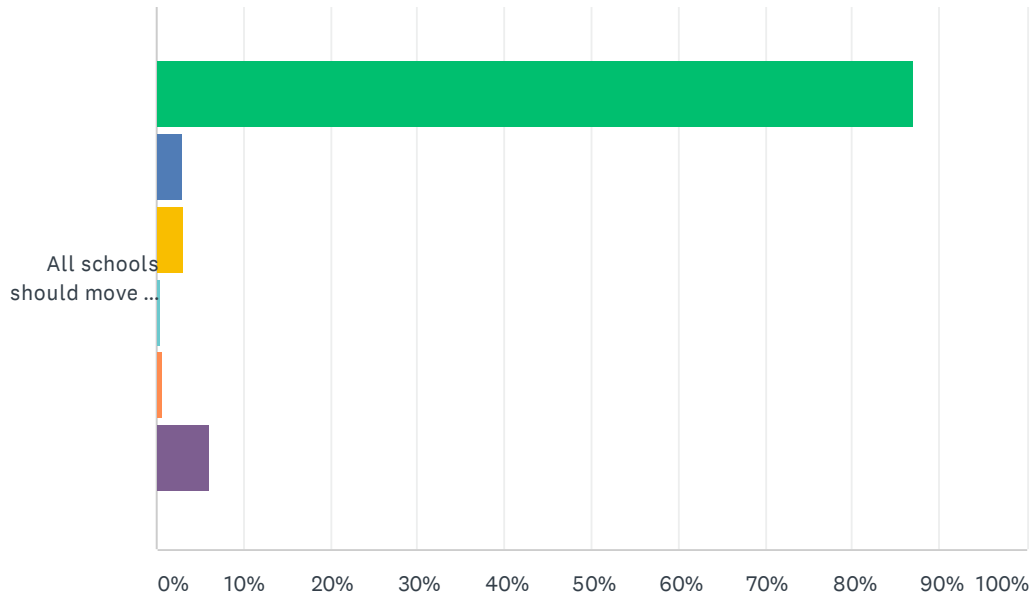
	YES	NO	UNSURE	N/A	TOTAL
Believe there is enough usable space in your classroom to support a full class of appropriately socially distanced students?	11.75% 432	78.65% 2,891	5.22% 192	4.38% 161	3,676
Feel confident that your school has the appropriate ventilation necessary to provide a safe environment for teaching and learning?	15.97% 587	60.69% 2,231	22.44% 825	0.90% 33	3,676
Believe that allowing local health departments, rather than the state, to oversee and set important protocols for COVID-19 cases and contact tracing puts teachers and students at greater risk?	47.03% 1,729	16.73% 615	35.26% 1,296	0.98% 36	3,676

Q19 With the number of COVID-19 cases on the rise and the state tightening restrictions, do you believe:

Answered: 3,633 Skipped: 725



December 2020 Educators' COVID-19 Impact Survey

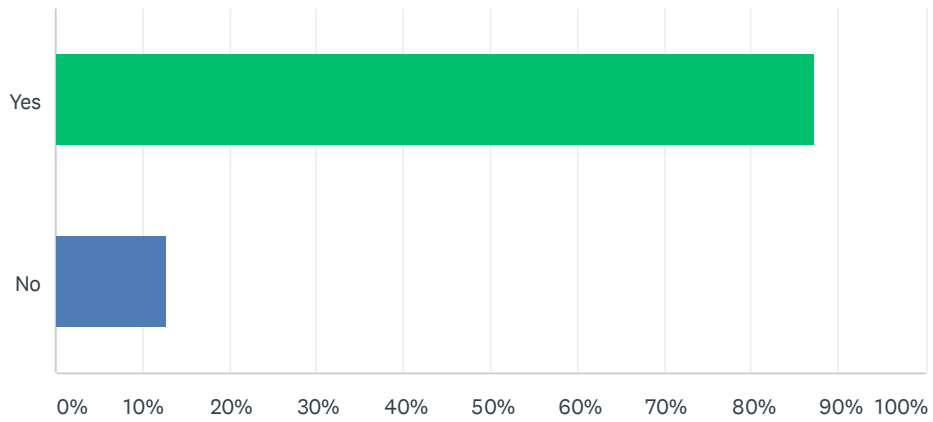


■ Yes
 ■ No
 ■ Unsure
 ■ Already teaching all students in-person
■ Already in hybrid model
 ■ Already in all remote learning

	YES	NO	UNSURE	ALREADY TEACHING ALL STUDENTS IN-PERSON	ALREADY IN HYBRID MODEL	ALREADY IN ALL REMOTE LEARNING	TOTAL
Your school should continue moving forward with plans to bring all students back to the classroom for in-person learning?	5.92% 215	50.07% 1,819	4.46% 162	21.58% 784	12.50% 454	5.48% 199	3,633
Your school should move to a hybrid model?	12.14% 441	27.14% 986	8.48% 308	3.19% 116	42.83% 1,556	6.22% 226	3,633
All schools should move to all remote learning?	60.39% 2,194	15.00% 545	15.36% 558	1.02% 37	1.68% 61	6.55% 238	3,633
All schools should move to remote learning for at least one week after the holiday/winter break to limit the spread of the virus?	87.04% 3,162	2.92% 106	3.17% 115	0.36% 13	0.55% 20	5.97% 217	3,633

Q20 Should the COVID-19 vaccine be available to educators in Phase 1-B, immediately after health care workers and nursing home residents?"

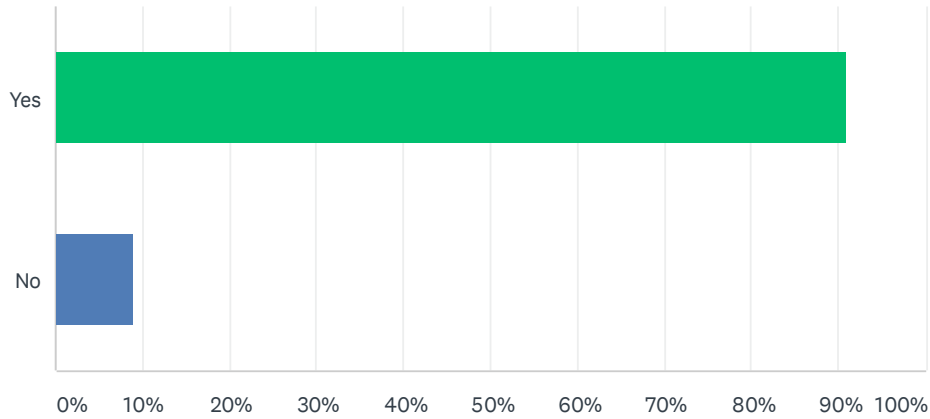
Answered: 3,631 Skipped: 727



ANSWER CHOICES	RESPONSES	
Yes	87.17%	3,165
No	12.83%	466
TOTAL		3,631

Q21 Should special education teachers and paraprofessionals who work directly with special education students, and educators who are at high-risk, be among the first group in Phase 1-b of educators to receive the vaccine?

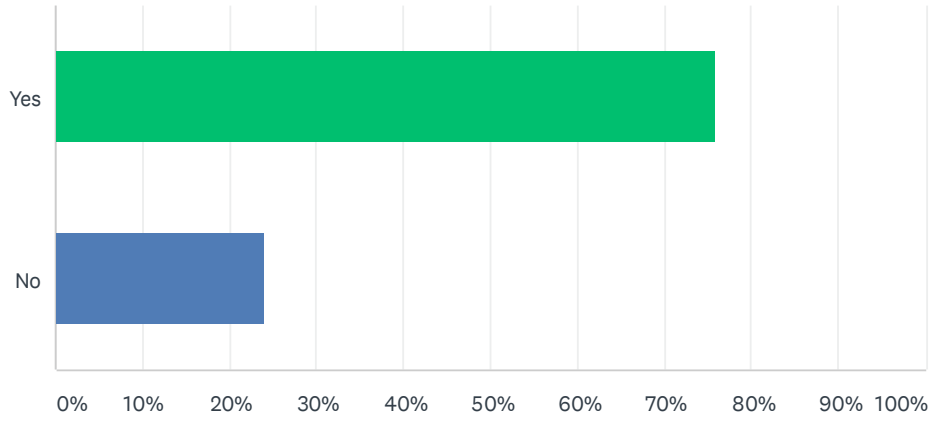
Answered: 3,626 Skipped: 732



ANSWER CHOICES	RESPONSES	
Yes	90.93%	3,297
No	9.07%	329
TOTAL		3,626

Q22 Will you get vaccinated when the vaccine is made available to educators?

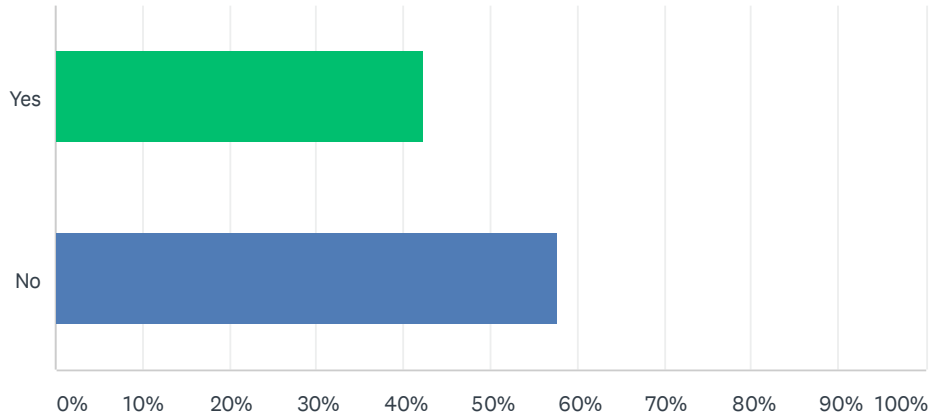
Answered: 3,620 Skipped: 738



ANSWER CHOICES	RESPONSES	
Yes	75.91%	2,748
No	24.09%	872
TOTAL		3,620

Q23 Should the vaccine be mandatory for all school employees?

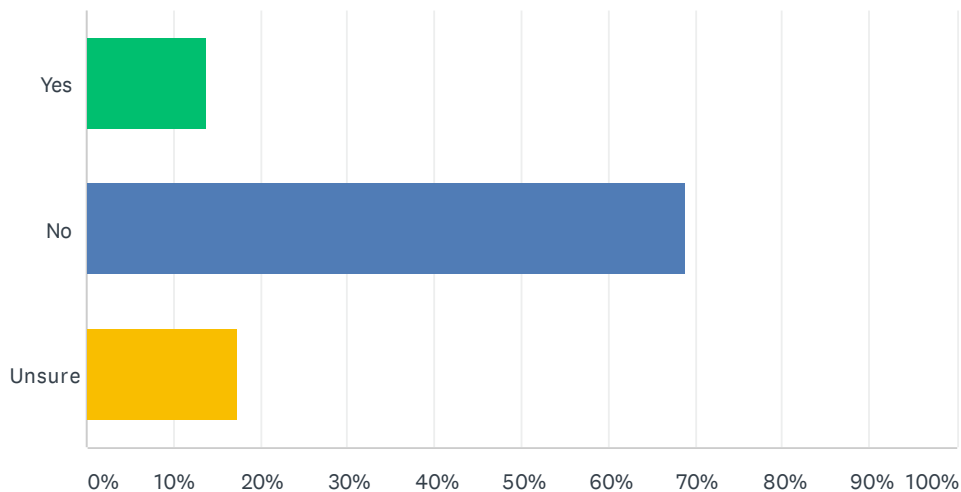
Answered: 3,620 Skipped: 738



ANSWER CHOICES	RESPONSES	
Yes	42.35%	1,533
No	57.65%	2,087
TOTAL		3,620

Q24 Despite increasing numbers of COVID-19 cases in Connecticut, some say that schools are the safest place for children and therefore should remain open. Do you agree?

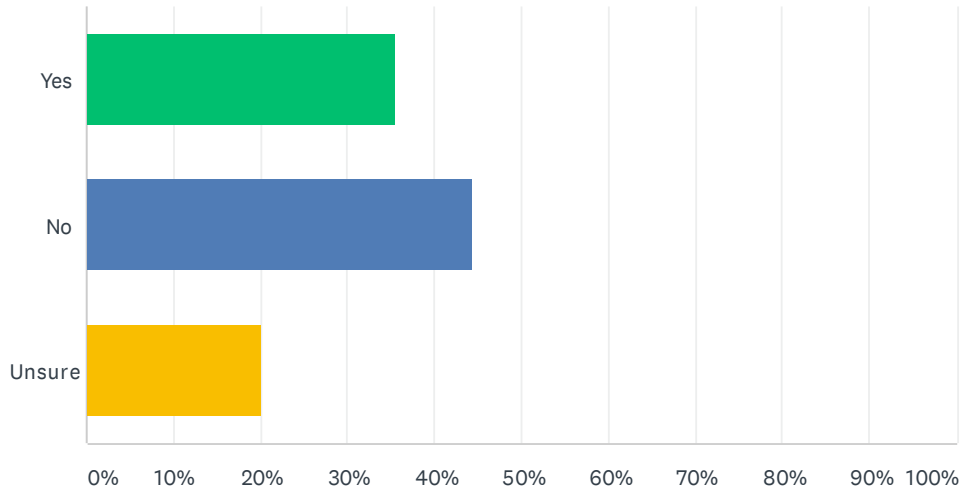
Answered: 3,606 Skipped: 752



ANSWER CHOICES	RESPONSES	
Yes	13.75%	496
No	68.80%	2,481
Unsure	17.44%	629
TOTAL		3,606

Q25 The State Department of Education released new guidelines allowing remote learning during snow days unless there are power outages. Do you believe teaching from home on snow days should be the policy moving forward?

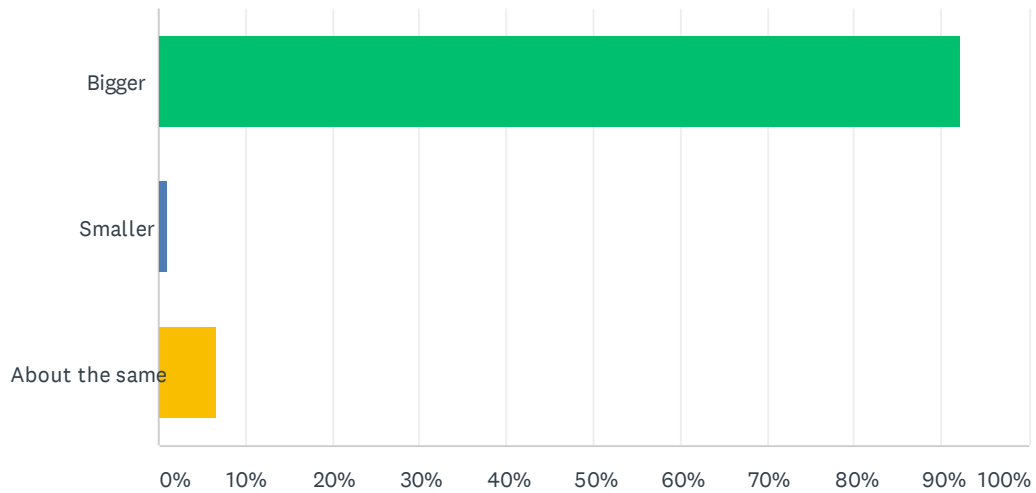
Answered: 3,599 Skipped: 759



ANSWER CHOICES	RESPONSES	
Yes	35.57%	1,280
No	44.43%	1,599
Unsure	20.01%	720
TOTAL		3,599

Q26 Compared to your school workload before COVID-19, do you feel that your workload is:

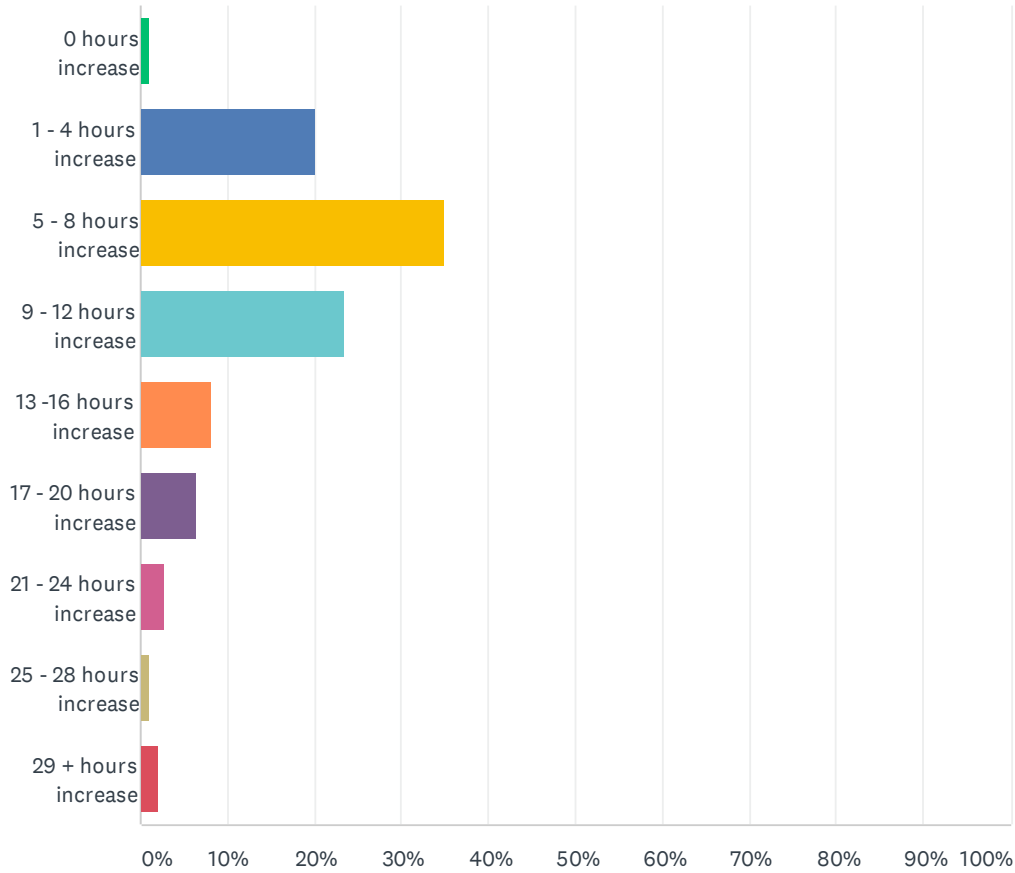
Answered: 3,595 Skipped: 763



ANSWER CHOICES		RESPONSES	
Bigger		92.24%	3,316
Smaller		0.97%	35
About the same		6.79%	244
TOTAL			3,595

Q27 Compared to your school workload before COVID-19, how has the number of hours a week you are working changed? (Use drop-down menu)

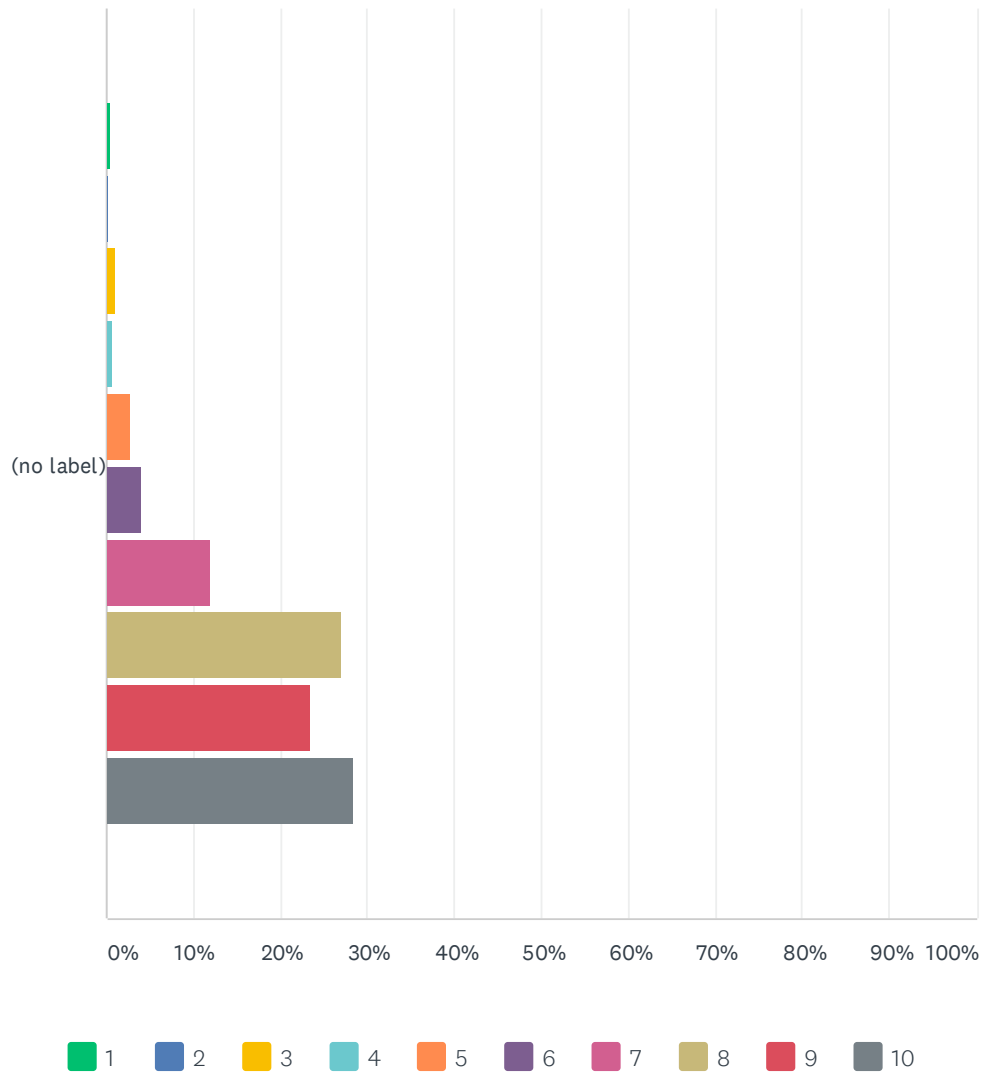
Answered: 3,311 Skipped: 1,047



ANSWER CHOICES	RESPONSES	
0 hours increase	1.09%	36
1 - 4 hours increase	20.14%	667
5 - 8 hours increase	34.97%	1,158
9 - 12 hours increase	23.35%	773
13 -16 hours increase	8.15%	270
17 - 20 hours increase	6.58%	218
21 - 24 hours increase	2.66%	88
25 - 28 hours increase	1.06%	35
29 + hours increase	1.99%	66
TOTAL		3,311

Q28 On a scale of 1-10 (10 being totally stressed out) what is your stress level as it relates to work?

Answered: 3,586 Skipped: 772



	1	2	3	4	5	6	7	8	9	10	TOTAL	WEIGHTED AVERAGE
(no label)	0.39%	0.31%	1.09%	0.73%	2.68%	3.90%	11.88%	27.02%	23.45%	28.56%	3,586	8.40
	14	11	39	26	96	140	426	969	841	1,024		