



2022 RETURN TO SCHOOL

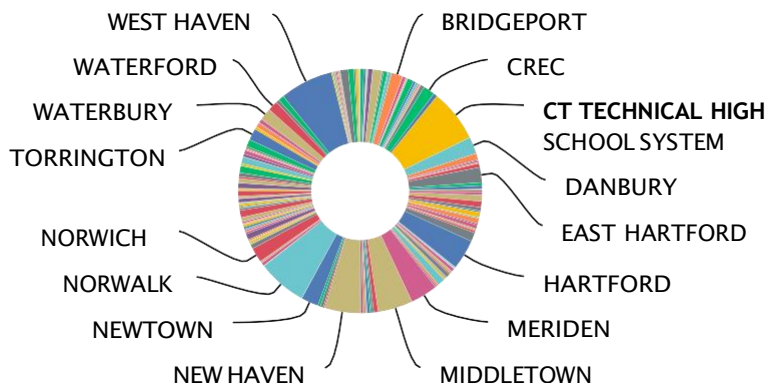
BOARD OF EDUCATION

UNION COALITION MEMBER SURVEY

January 7 - 10, 2022

Q1 What district do you work in? (Use Dropdown Menu)

Answered: 5,705 Skipped: 0



ANSWER CHOICES	RESPONSES	
ACES	0.47%	27
AMITY	0.30%	17
ANDOVER	0.07%	4
ASHFORD	0.11%	6
ANSONIA	0.11%	6
AVON	0.60%	34
BARKHAMSTED	0.02%	1
BERLIN	1.23%	70
BETHANY	0.02%	1
BETHEL	0.19%	11
BLOOMFIELD	0.51%	29
BOLTON	0.11%	6
BOZRAH	0.00%	0
BRANFORD	0.46%	26
BRIDGEPORT	1.47%	84
BRISTOL	0.04%	2
BROOKFIELD	0.44%	25
BROOKLYN	0.16%	9
CANAAN	0.05%	3
CANTERBURY	0.09%	5
CANTON	0.81%	46
CES	0.33%	19
CHAPLIN	0.02%	1
CHESHIRE	0.35%	20
CLINTON	0.21%	12
COLCHESTER	0.07%	4
COLEBROOK	0.05%	3
COLUMBIA	0.05%	3
CORNWALL	0.00%	0
COVENTRY	0.51%	29
CREC	1.53%	87
CROMWELL	0.53%	30

CT TECHNICAL HIGH SCHOOL SYSTEM	6.93%	395
DANBURY	2.23%	127
DARIEN	0.84%	48
DERBY	0.14%	8
EAST GRANBY	0.23%	13
EAST HADDAM	0.14%	8
EAST HAMPTON	0.53%	30
EAST HARTFORD	2.00%	114
EAST HAVEN	0.39%	22
EAST LYME	0.49%	28
EAST WINDSOR	0.14%	8
EASTCONN	0.00%	0
EASTFORD	0.04%	2
EASTON	0.19%	11
ELLINGTON	0.39%	22
ENFIELD	0.84%	48
FAIRFIELD	0.79%	45
FARMINGTON	0.47%	27
FRANKLIN	0.02%	1
GILBERT	0.19%	11
GLASTONBURY	0.61%	35
GRANBY	0.18%	10
GREENWICH	0.68%	39
GRISWOLD	0.18%	10
GROTON	0.53%	30
GUILFORD	0.30%	17
HADDAM-KILLINGWORTH (Reg. 17)	0.26%	15
HAMDEN	1.17%	67
HAMPTON	0.00%	0
HARTFORD	3.98%	227
HARTLAND	0.04%	2
HEBRON	0.16%	9
ISAAC	0.04%	2
KENT	0.05%	3

KILLINGLY	0.44%	25
LEARN	0.32%	18
LEBANON	0.18%	10
LEDYARD	0.53%	30
LISBON	0.05%	3
LITCHFIELD	0.14%	8
MADISON	0.26%	15
MANCHESTER	1.02%	58
MANSFIELD	0.32%	18
MARLBOROUGH	0.18%	10
MERIDEN	3.63%	207
MIDDLETOWN	4.58%	261
MILFORD	0.60%	34
MONROE	0.26%	15
MONTVILLE	0.21%	12
NAUGATUCK	0.39%	22
NEW BEGINNINGS	0.00%	0
NEW BRITAIN	0.21%	12
NEW CANAAN	0.35%	20
NEW FAIRFIELD	0.28%	16
NEW HARTFORD	0.05%	3
NEW HAVEN	4.75%	271
NEW LONDON	0.18%	10
NEW MILFORD	0.42%	24
NEWINGTON	0.33%	19
NEWTOWN	2.31%	132
NORFOLK	0.02%	1
NORWALK	6.49%	370
NORTH BRANFORD	0.04%	2
NORTH CANAAN	0.02%	1
NORTH HAVEN	0.44%	25
NORTH STONINGTON	0.26%	15
NORWICH	1.91%	109

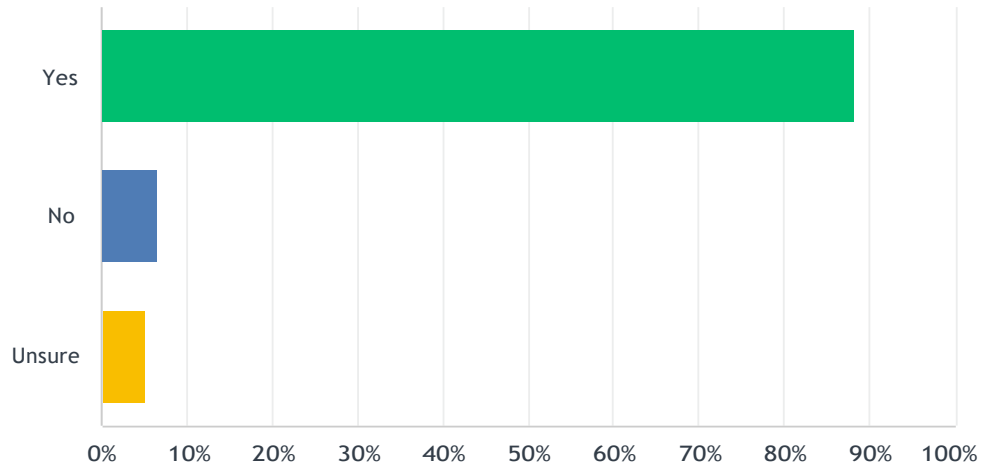
NORWICH FREE ACADEMY	0.58%	33
NORWICH INTEGRATED DAY	0.02%	1
OLD SAYBROOK	0.09%	5
ORANGE	0.32%	18
OXFORD	0.12%	7
PLAINFIELD	0.21%	12
PLAINVILLE	0.77%	44
PLYMOUTH	0.26%	15
POMFRET	0.05%	3
PORTLAND	0.18%	10
PRESTON	0.09%	5
PUTNAM	0.12%	7
REDDING	0.28%	16
REGION 10	0.30%	17
REGION 11	0.04%	2
REGION 13	0.04%	2
REGION 1 - Housatonic Valley	0.12%	7
REGION 12 - Shepaug Valley	0.21%	12
REGION 14 - Nonnewaug	0.56%	32
REGION 15 - Pomperaug	0.93%	53
REGION 16	0.26%	15
REGION 18 - Lyme/Old Lyme	0.09%	5
REGION 19 - E O SMITH	0.14%	8
REGION 4	0.33%	19
REGION 6 - Wamogo	0.14%	8
REGION 7	0.09%	5
REGION 8 RHAM	0.49%	28
REGION 9 - JOEL BARLOW	0.07%	4
RIDGEFIELD	0.28%	16
ROCKY HILL	0.68%	39
SALEM	0.00%	0
SALISBURY	0.02%	1
SCOTLAND	0.05%	3

SEYMOUR	0.23%	13
SHARED SERVICES	0.05%	3
SHARON	0.00%	0
SHELTON	0.68%	39
SHERMAN	0.02%	1
SIMSBURY	0.58%	33
SOMERS	0.25%	14
SOUTH WINDSOR	0.51%	29
SOUTHINGTON	0.91%	52
SPRAGUE	0.02%	1
STAFFORD	0.30%	17
STAMFORD	0.89%	51
STERLING	0.04%	2
STONINGTON	0.37%	21
STRATFORD	0.53%	30
SUFFIELD	0.18%	10
THOMASTON	0.11%	6
THOMPSON	0.25%	14
TOLLAND	0.93%	53
TORRINGTON	1.54%	88
TRUMBULL	0.33%	19
UNION	0.02%	1
VERNON	0.58%	33
VOLUNTOWN	0.11%	6
WALLINGFORD	0.51%	29
WATERBURY	1.61%	92
WATERFORD	1.37%	78
WATERTOWN	0.42%	24
WEST HARTFORD	0.74%	42
WEST HAVEN	7.08%	404
WESTBROOK	0.18%	10
WESTON	0.23%	13
WESTPORT	0.21%	12

WETHERSFIELD	0.14%	8
WILLINGTON	0.12%	7
WILTON	0.21%	12
WINCHESTER	0.07%	4
WINDHAM/WILLIMANTIC	1.07%	61
WINDSOR	0.72%	41
WINDSOR LOCKS	0.21%	12
WOLCOTT	0.37%	21
WOODBIDGE	0.12%	7
WOODSTOCK	0.11%	6
WOODSTOCK ACADEMY	0.02%	1
Other (please specify)	0.02%	1

Q2 Do you believe school superintendents should have the flexibility to move to remote instruction for a short period of time, without having to make up the days, to allow them to deploy better mitigation strategies?

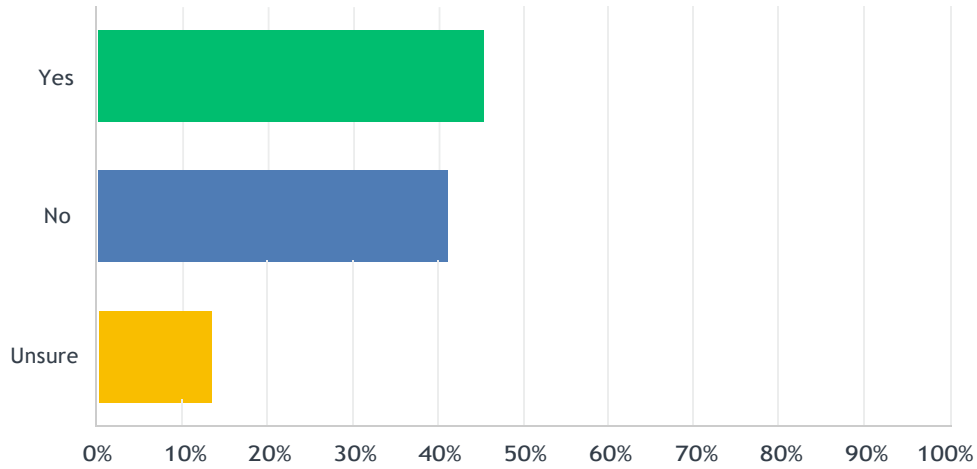
Answered: 5,692 Skipped: 13



ANSWER CHOICES	RESPONSES	
Yes	88.21%	5,021
No	6.64%	378
Unsure	5.15%	293
TOTAL		5,692

Q3 I feel my building administration did a good job of communicating regarding N95 mask and test availability and safety protocols for the January return to school.

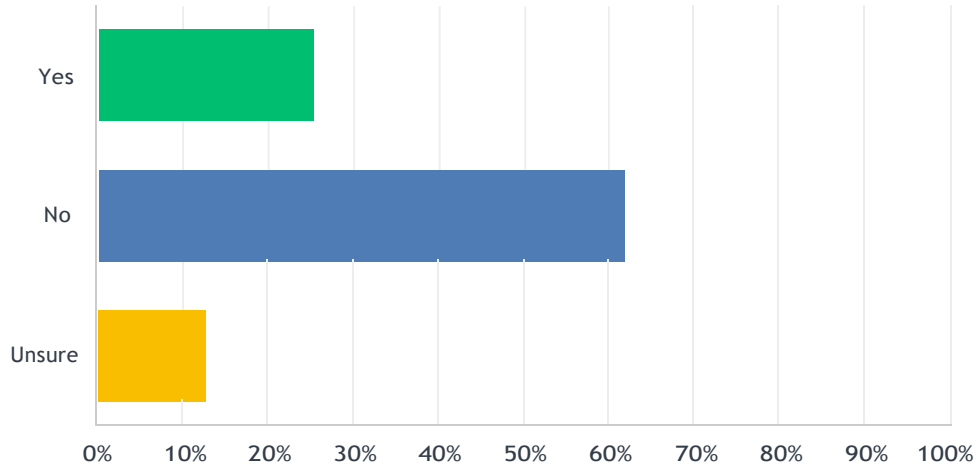
Answered: 5,680 Skipped: 25



ANSWER CHOICES	RESPONSES	
Yes	45.39%	2,578
No	41.13%	2,336
Unsure	13.49%	766
TOTAL		5,680

Q4 Do you feel you have the supplies and protocols in place to feel safe performing your job responsibilities?

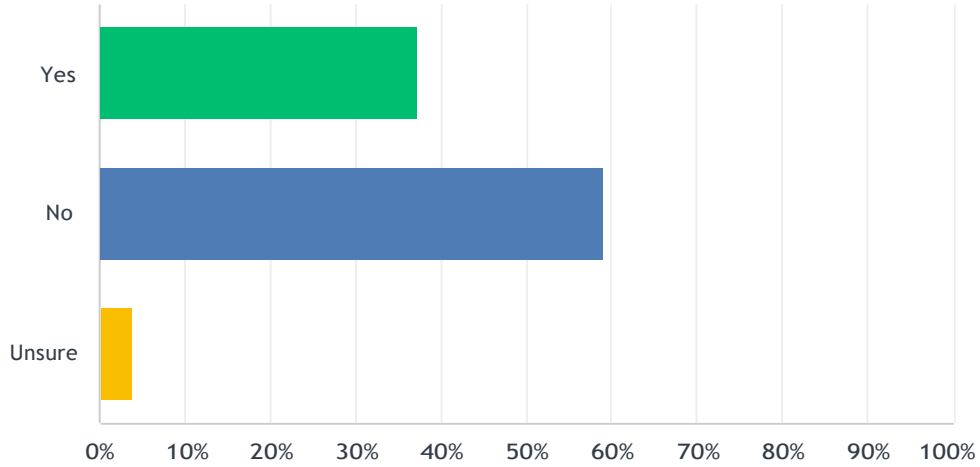
Answered: 5,686 Skipped: 19



ANSWER CHOICES	RESPONSES	
Yes	25.33%	1,440
No	61.80%	3,514
Unsure	12.87%	732
TOTAL		5,686

Q5 Do you work directly with any students who can't wear a mask or refuse to wear a mask?

Answered: 5,687 Skipped: 18

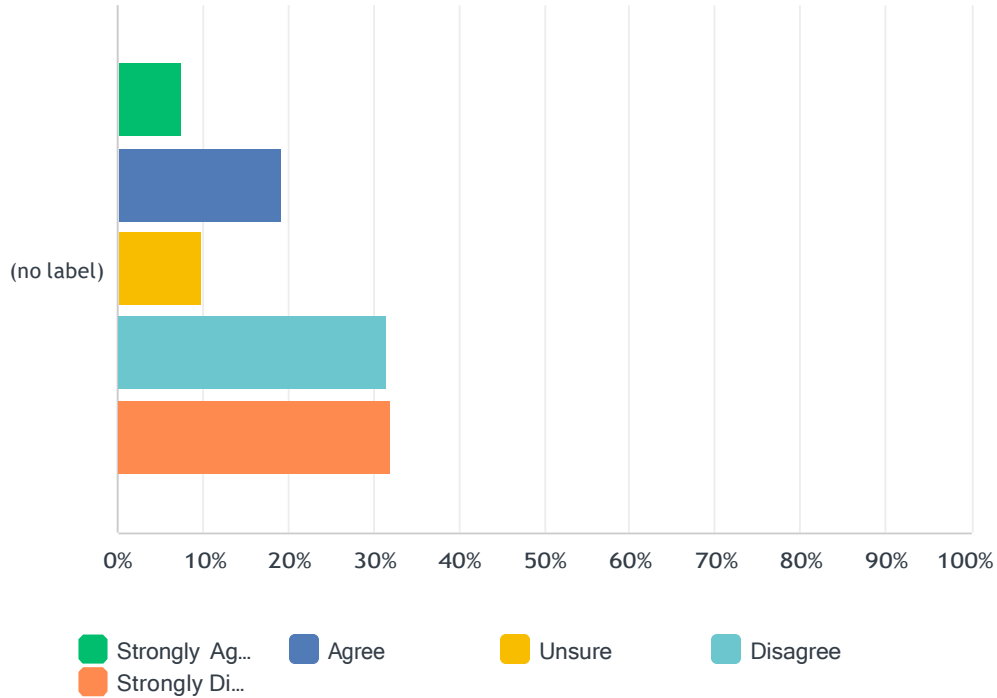


ANSWER CHOICES	RESPONSES	
Yes	37.21%	2,116
No	58.99%	3,355
Unsure	3.80%	216
TOTAL		5,687

PARAEDUCATORS

Q6 When I returned to school after the winter break, I had access to N95 masks and home testing kits to ensure a safe teaching and learning environment.

Answered: 530 Skipped: 5,175

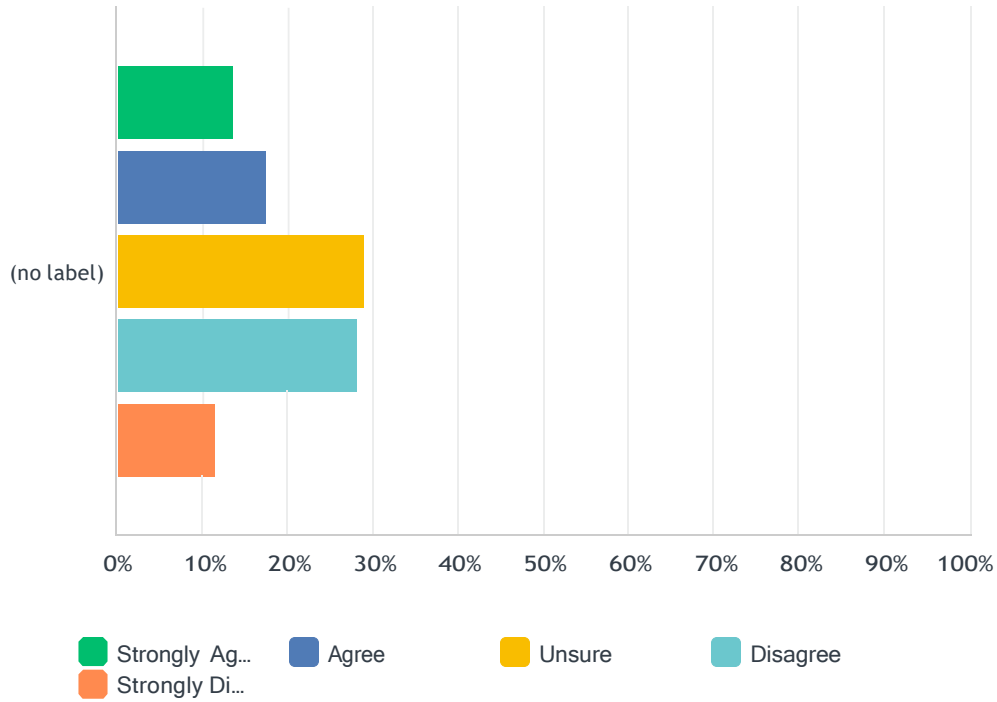


	STRONGLY AGREE	AGREE	UNSURE	DISAGREE	STRONGLY DISAGREE	TOTAL	WEIGHTED AVERAGE
(no label)	7.36% 39	19.25% 102	9.81% 52	31.51% 167	32.08% 170	530	3.62

PARAEDUCATORS

Q7 I have experienced (or will experience) a loss of income, as a result of school snow days and remote learning days, that has/will significantly impact me.

Answered: 531 Skipped: 5,174

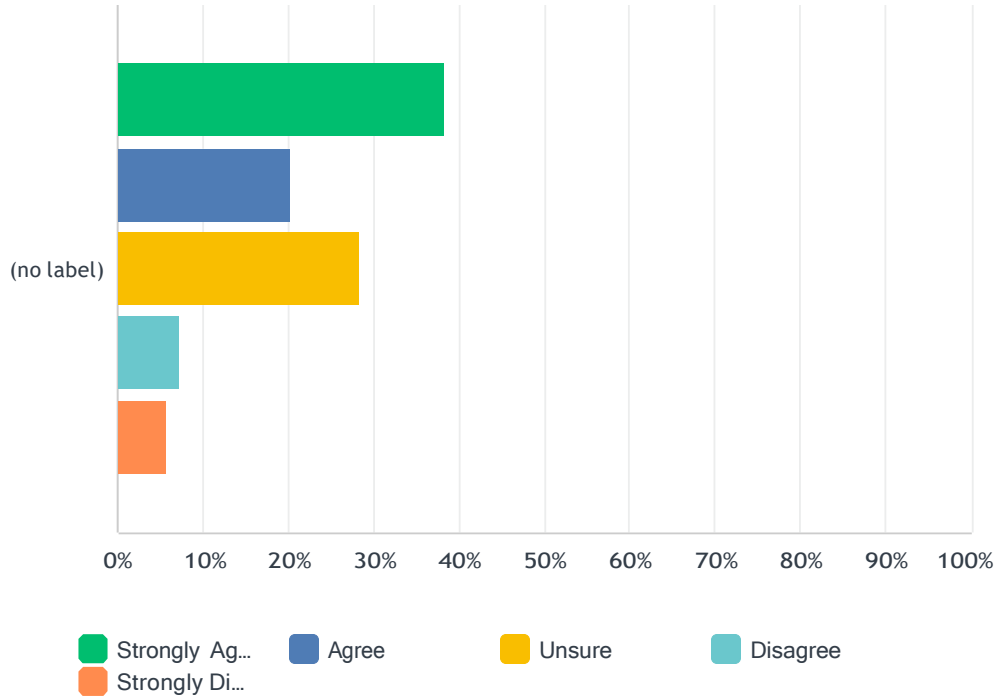


	STRONGLY AGREE	AGREE	UNSURE	DISAGREE	STRONGLY DISAGREE	TOTAL	WEIGHTED AVERAGE
(no label)	13.75% 73	17.51% 93	29.00% 154	28.25% 150	11.49% 61	531	3.06

PARAEDUCATORS

Q8 I am being told to use my sick time when the district requires me to quarantine.

Answered: 528 Skipped: 5,177

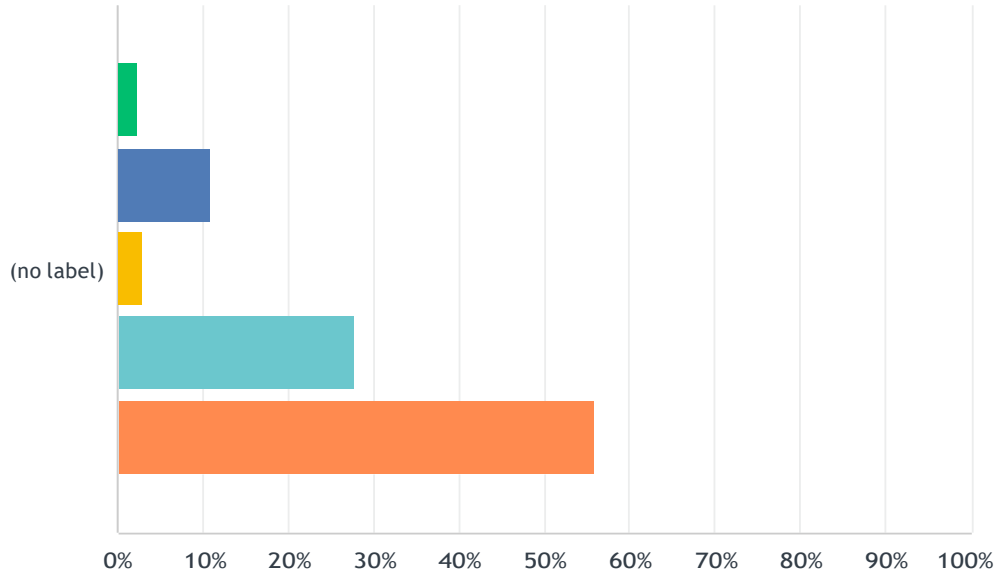


	STRONGLY AGREE	AGREE	UNSURE	DISAGREE	STRONGLY DISAGREE	TOTAL	WEIGHTED AVERAGE
(no label)	38.45% 203	20.27% 107	28.41% 150	7.20% 38	5.68% 30	528	2.21

PARAEDUCATORS

Q9 I can safely socially distance while supporting students.

Answered: 532 Skipped: 5,173



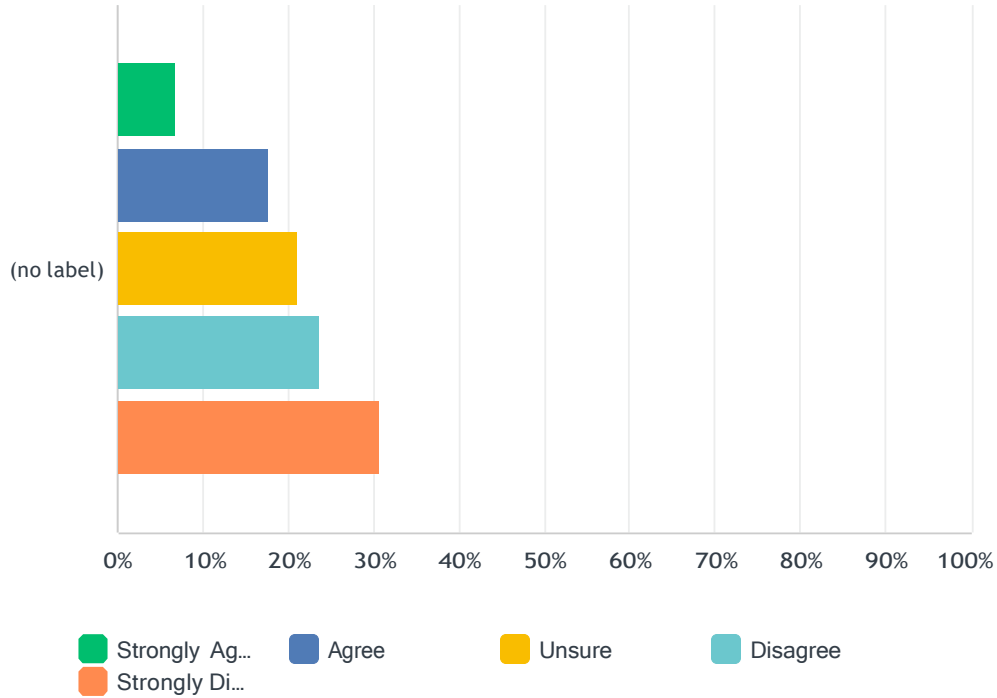
■ Strongly A...
 ■ Agree
 ■ Unsure
 ■ Disagree
 ■ Strongly Di...

	STRONGLY AGREE	AGREE	UNSURE	DISAGREE	STRONGLY DISAGREE	TOTAL	WEIGHTED AVERAGE
(no label)	2.44% 13	10.90% 58	3.01% 16	27.82% 148	55.83% 297	532	4.24

PARAEDUCATORS

Q10 I have been able to fully implement my assigned students' IEP and 504 plans without being impacted by staff shortages.

Answered: 525 Skipped: 5,180

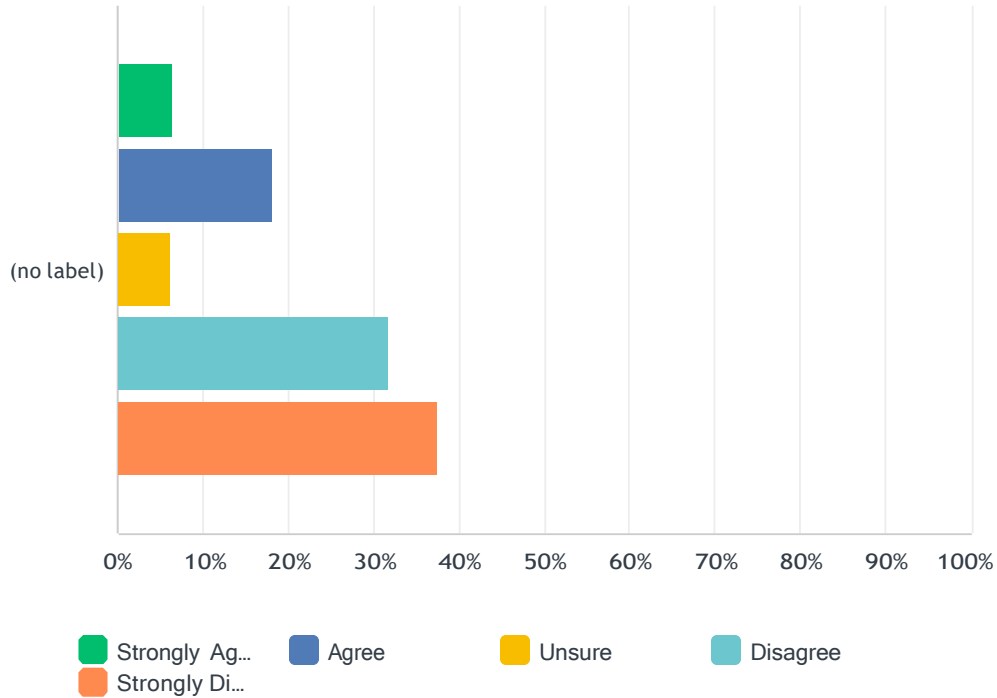


	STRONGLY AGREE	AGREE	UNSURE	DISAGREE	STRONGLY DISAGREE	TOTAL	WEIGHTED AVERAGE
(no label)	6.86%	17.71%	21.14%	23.62%	30.67%	525	3.54
	36	93	111	124	161		

TEACHERS AND OTHER CERTIFIED STAFF

Q11 When I returned to school after the winter break, I had access to N95 masks and home testing kits to ensure a safe teaching and learning environment.

Answered: 5,044 Skipped: 661

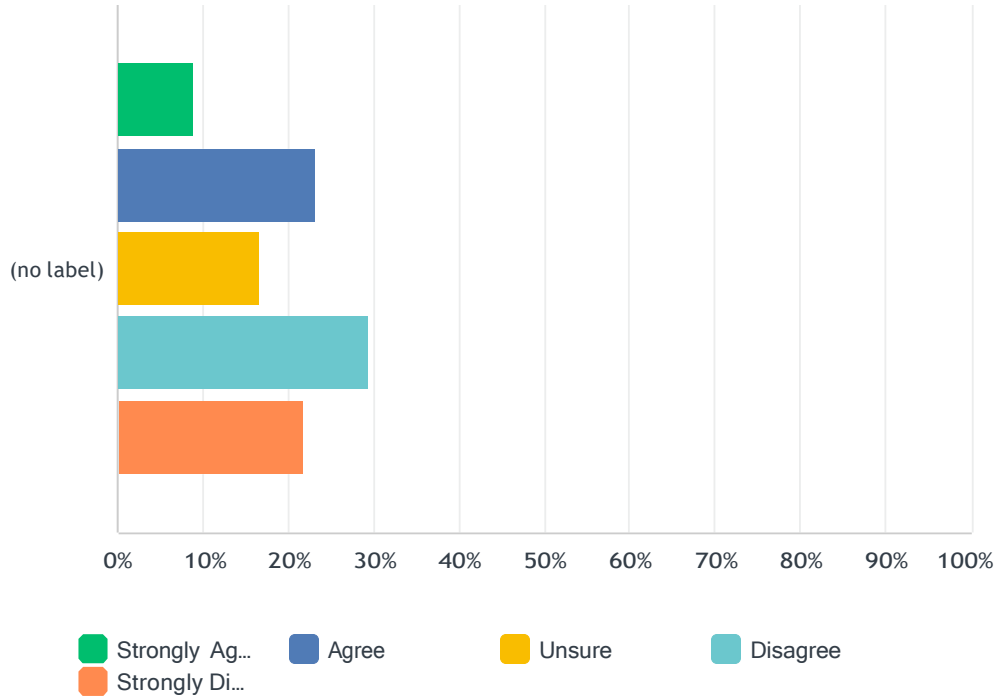


	STRONGLY AGREE	AGREE	UNSURE	DISAGREE	STRONGLY DISAGREE	TOTAL	WEIGHTED AVERAGE
(no label)	6.34% 320	18.18% 917	6.15% 310	31.72% 1,600	37.61% 1,897	5,044	3.76

TEACHERS AND OTHER CERTIFIED STAFF

Q12 I feel my district administration understands the challenges I am facing.

Answered: 5,054 Skipped: 651

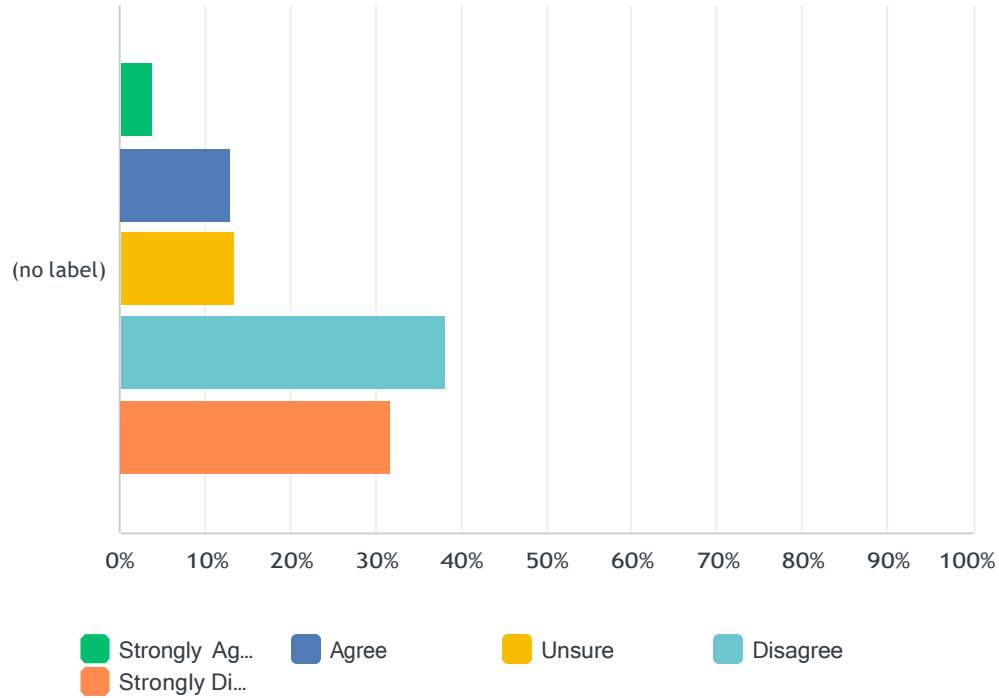


	STRONGLY AGREE	AGREE	UNSURE	DISAGREE	STRONGLY DISAGREE	TOTAL	WEIGHTED AVERAGE
(no label)	9.04%	23.25%	16.60%	29.32%	21.78%	5,054	3.32
	457	1,175	839	1,482	1,101		

TEACHERS AND OTHER CERTIFIED STAFF

Q13 I feel that the district is successfully balancing my professional expectations and my social/emotional needs.

Answered: 5,054 Skipped: 651

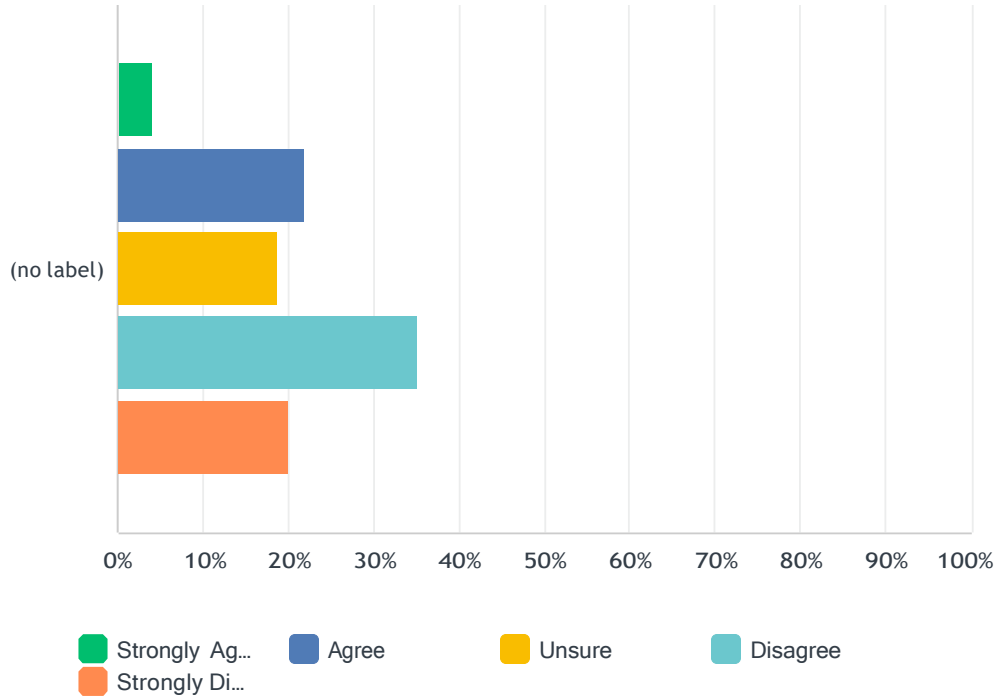


	STRONGLY AGREE	AGREE	UNSURE	DISAGREE	STRONGLY DISAGREE	TOTAL	WEIGHTED AVERAGE
(no label)	3.90% 197	12.98% 656	13.34% 674	38.07% 1,924	31.72% 1,603	5,054	3.81

TEACHERS AND OTHER CERTIFIED STAFF

Q14 I feel that my district is successfully balancing instructional needs and social/emotional needs of the students.

Answered: 5,052 Skipped: 653



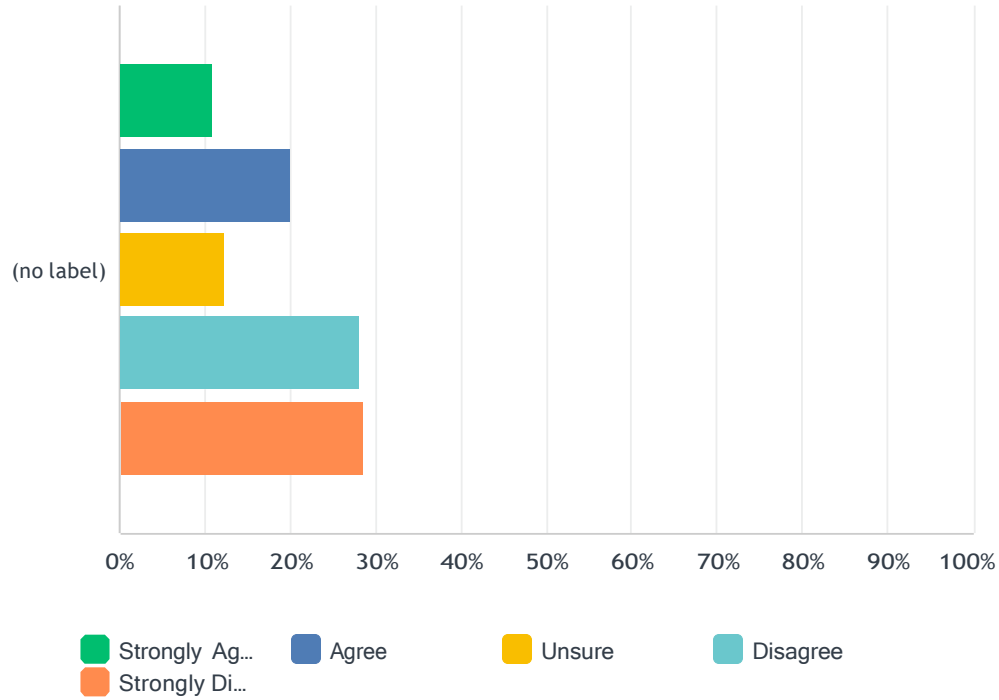
	STRONGLY AGREE	AGREE	UNSURE	DISAGREE	STRONGLY DISAGREE	TOTAL	WEIGHTED AVERAGE
(no label)	4.04% 204	21.91% 1,107	18.82% 951	35.11% 1,774	20.11% 1,016	5,052	3.45

SUPPORT STAFF

(ADMIN/SECRETARIES, CAFETERIA WORKERS, LIBRARY/MEDIA STAFF, SECURITY/RESOURCE OFFICERS)

Q15 When I returned to school after the winter break, I had access to N95 masks and home testing kits to ensure a safe teaching and learning environment.

Answered: 185 Skipped: 5,520



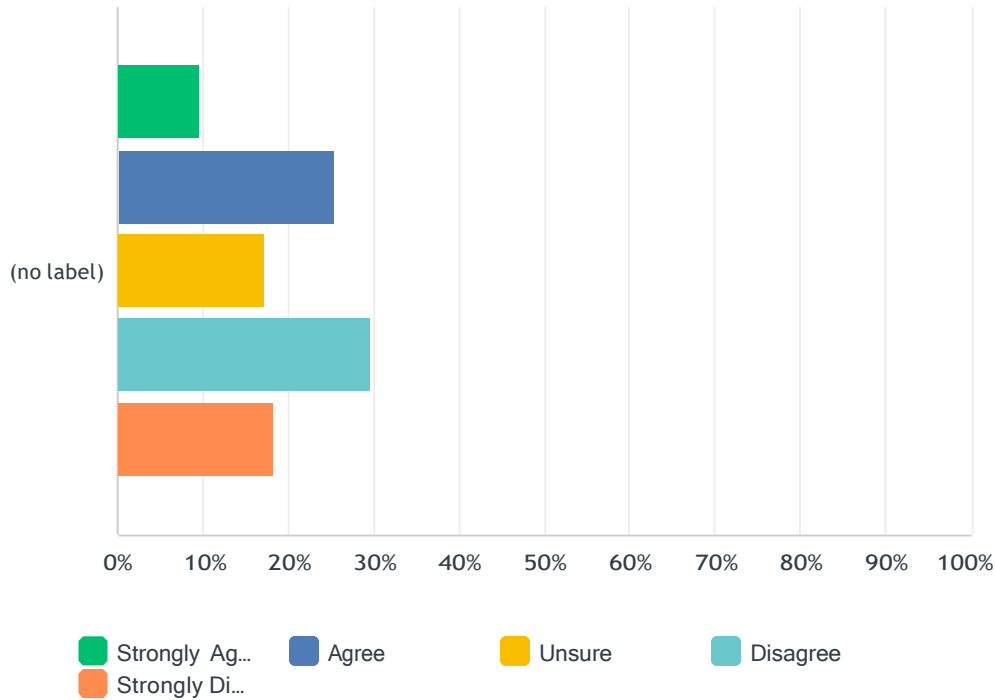
	STRONGLY AGREE	AGREE	UNSURE	DISAGREE	STRONGLY DISAGREE	TOTAL	WEIGHTED AVERAGE
(no label)	10.81% 20	20.00% 37	12.43% 23	28.11% 52	28.65% 53	185	3.44

SUPPORT STAFF

(ADMIN/SECRETARIES, CAFETERIA WORKERS, LIBRARY/MEDIA STAFF, SECURITY/RESOURCE OFFICERS)

Q16 Social distancing guidelines and enforcement in my school have been working to keep me safe.

Answered: 186 Skipped: 5,519



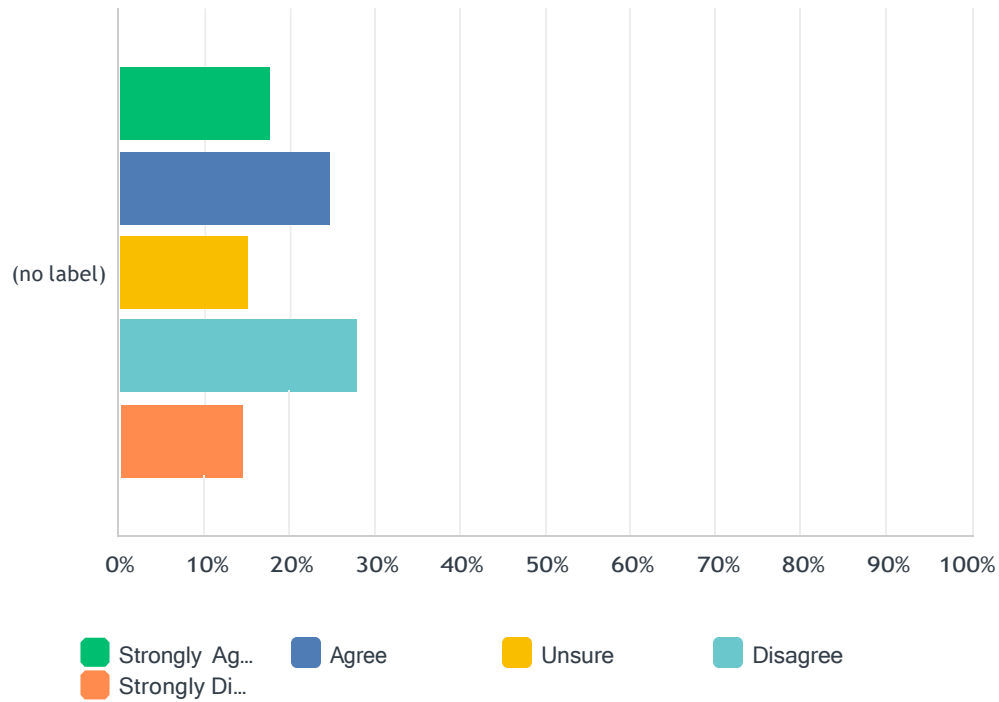
	STRONGLY AGREE	AGREE	UNSURE	DISAGREE	STRONGLY DISAGREE	TOTAL	WEIGHTED AVERAGE
(no label)	9.68% 18	25.27% 47	17.20% 32	29.57% 55	18.28% 34	186	3.22

SUPPORT STAFF

(ADMIN/SECRETARIES, CAFETERIA WORKERS, LIBRARY/MEDIA STAFF, SECURITY/RESOURCE OFFICERS)

Q17 I feel that the administration expects me to work outside of my role/job description without compensation.

Answered: 186 Skipped: 5,519



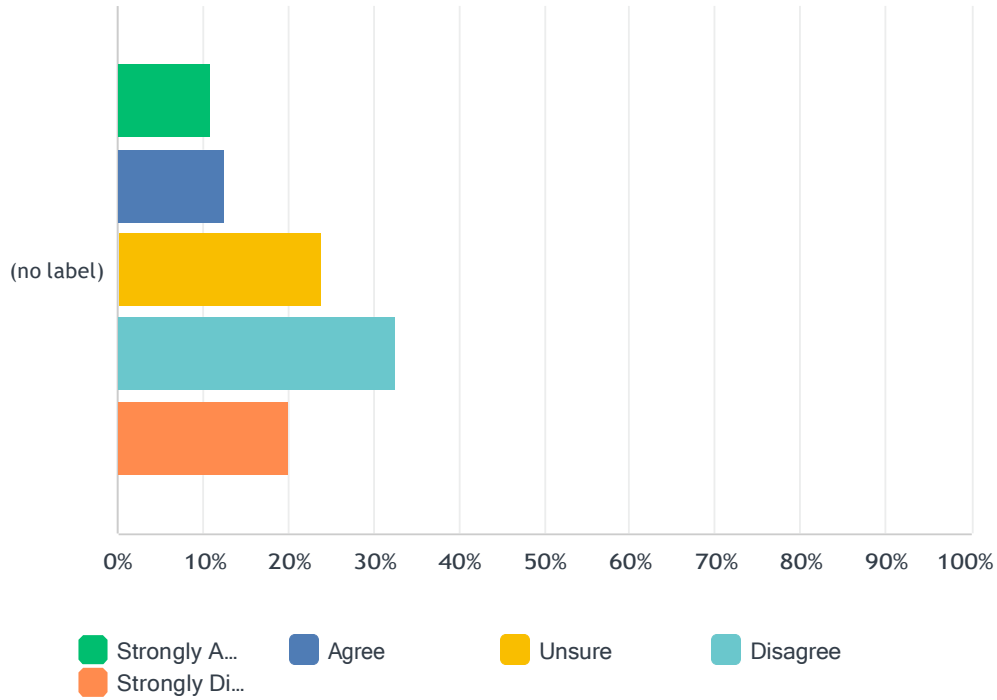
	STRONGLY AGREE	AGREE	UNSURE	DISAGREE	STRONGLY DISAGREE	TOTAL	WEIGHTED AVERAGE
(no label)	17.74% 33	24.73% 46	15.05% 28	27.96% 52	14.52% 27	186	2.97

SUPPORT STAFF

(ADMIN/SECRETARIES, CAFETERIA WORKERS, LIBRARY/MEDIA STAFF, SECURITY/RESOURCE OFFICERS)

Q18 I have experienced (or will experience) a loss of income, as a result of school snow days and remote learning days, that has/will significantly impact me.

Answered: 184 Skipped: 5,521



	STRONGLY AGREE	AGREE	UNSURE	DISAGREE	STRONGLY DISAGREE	TOTAL	WEIGHTED AVERAGE
(no label)	10.87% 20	12.50% 23	23.91% 44	32.61% 60	20.11% 37	184	3.39