



Student Teaching Experience Survey

Respondents: 285

In the field: 10/15/25-11/10/25

Margin of error: $\pm 6\%$ at 95% confidence

Methodology: A Survey Monkey survey was sent to 7,326 current and former CEA Aspiring Educators members via email and text. In addition, the survey was shared with non-CEA-AEP members through text and in-person via website link and QR code by those with access to it. Viable respondents are those who have student-taught or are currently student teaching in the state of Connecticut between 2020-2025.

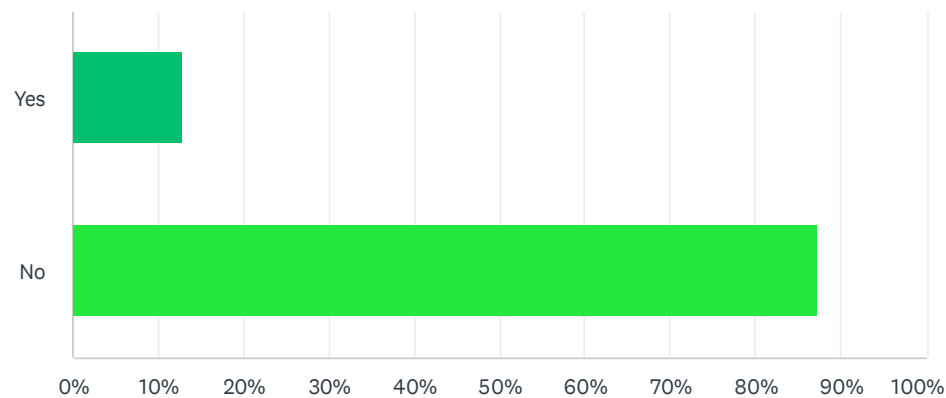
QA.1 Please select your CT teacher preparation program. If it is not listed, please write it in the second box below.

ANSWER CHOICES	RESPONSES	
University of Connecticut	24.56%	70
Central Connecticut State University	17.54%	50
Eastern Connecticut State University	7.72%	22
Southern Connecticut State University	7.02%	20
University of Bridgeport	7.02%	20
Sacred Heart University	5.26%	15
University of Hartford	4.91%	14
ARC	4.91%	14
University of Saint Joseph	4.56%	13
Western Connecticut State University	3.86%	11
Quinnipiac University	3.86%	11
Other (please specify)	3.51%	10
Fairfield University	2.11%	6
Mitchell College	1.05%	3
Relay Graduate School of Education	1.05%	3
Capitol Region Education Council (CREC)	0.70%	2
Albertus Magnus College	0.35%	1
TOTAL		285

QA.2 Regarding working while student teaching, my teacher preparation program...

ANSWER CHOICES	RESPONSES	
Prohibited us to work while student teaching	10.5%	30
Advised us not to work while student teaching but did not prohibit it	62.1%	177
Explicitly allowed us to work while student teaching	7.7%	22
Not sure/wasn't discussed	19.6%	56
TOTAL		285

QA.3 I received monetary compensation for my student teaching experience (i.e., a stipend, tuition reimbursement, paid fellowships, residency programs, etc.).



ANSWER CHOICES	RESPONSES	
Yes	13.3%	38
No	86.7%	247
TOTAL		285

QA.4 While student teaching, to what extent did you feel you were...

	NOT AT ALL	SLIGHTLY	SOMEWHAT	CONSIDERABLY	EXTREMELY	TOTAL
Concerned about personal finances	2.1% 6	6.3% 18	13.7% 39	24.9% 71	53.0% 151	285
Reliant on others to cover your expenses	6.0% 17	11.6% 33	15.4% 44	22.8% 65	44.2% 126	285
Making enough money to support yourself	56.8% 162	16.5% 47	11.6% 33	5.6% 16	9.5% 27	285
Burnt out due to student teaching amongst other life responsibilities	3.9% 11	9.8% 28	18.6% 53	26.7% 76	41.1% 117	285
Anxious trying to balance student teaching and other life responsibilities	2.5% 7	2.8% 8	11.6% 33	32.3% 92	50.9% 145	285
Able to put in your best effort to student teaching every day	2.8% 8	7.0% 20	33.7% 96	46.7% 133	9.8% 28	285
Respected as a professional in your school setting	5.3% 15	13.7% 39	30.9% 88	38.9% 111	11.2% 32	285
Considering dropping out of your program	54.7% 156	15.1% 43	15.8% 45	7.4% 21	7.0% 20	285
Undervalued as compared to peers going into non-education careers	13.3% 38	8.1% 23	21.4% 61	24.6% 70	32.6% 93	285

QA.5 I felt concerned about affording ... Please select all that apply.

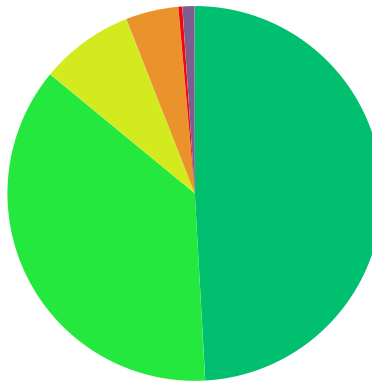
ANSWER CHOICES	RESPONSES	
Vehicle costs (monthly payments, gas, insurance, etc.)	77.2%	220
Groceries	75.8%	216
Professional clothing	62.1%	177
College tuition	60.0%	171
Rent	54.4%	155
Textbooks/course materials	43.5%	124
Medical costs (health insurance, doctor's visits, etc.)	34.7%	99
Childcare	7.0%	20
N/A - I was not concerned about affording anything during my student teaching.	5.3%	15
Other (please specify)	5.3%	15
Total Respondents: 285		

QA.6 Please indicate your feelings about the following statements on a scale from "strongly agree" to "strongly disagree".

	STRONGLY AGREE	AGREE	NEITHER AGREE NOR DISAGREE	DISAGREE	STRONGLY DISAGREE	TOTAL
Being paid while student teaching would have eased my financial worries.	80.4% 229	17.2% 49	2.1% 6	0.0% 0	0.4% 1	285
Student teachers take on most if not all of the same roles and responsibilities of a certified teacher.	58.6% 167	33.7% 96	5.6% 16	1.8% 5	.4% 11	285
I would have been able to give more effort and put more time towards my student teaching experience if I did not have to work a job outside of it.	56.8% 162	18.6% 53	21.4% 61	1.1% 3	2.1% 6	285
Student teachers are still students and therefore don't need to be paid for their practicum hours.	2.5% 7	1.4% 4	6.3% 18	27.7% 79	62.1% 177	285
I felt exploited not getting paid for the work required for me to pass student teaching.	49.8% 142	26.7% 76	17.9% 51	2.5% 7	3.2% 9	285
Being paid for student teaching would make student teachers feel more valued.	78.6% 224	16.8% 48	3.2% 9	0.7% 2	0.7% 2	285

QA.7 Age

Answered: 285 Skipped: 0



18-24
55-64

25-34
Prefer not t...

35-44

45-54

ANSWER CHOICES	RESPONSES	
18-24	49.12%	140
25-34	36.84%	105
35-44	8.07%	23
45-54	4.56%	13
55-64	0.35%	1
Prefer not to say	1.05%	3
TOTAL		285

Q8A. Race/ethnicity

Answered: 285 Skipped: 0

ANSWER CHOICES	RESPONSES	
American Indian or Alaska Native	0.35%	1
Asian or Asian American	2.11%	6
Black or African American	5.96%	17
Hispanic or Latino	7.37%	21
Middle Eastern or North African	0.35%	1
White	75.44%	215
Multiracial	2.11%	6
Prefer not to say	4.91%	14
Other (please specify)	1.40%	4
TOTAL		285

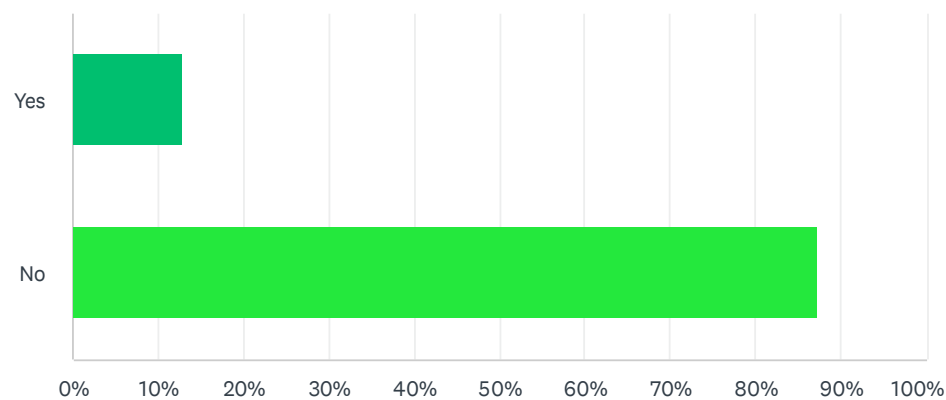
QB.1 (Active and Aspiring Teachers) Please select your CT teacher preparation program. If it is not listed, please write it in the second box below.

ANSWER CHOICES	RESPONSES	
University of Connecticut	24.56%	70
Central Connecticut State University	17.54%	50
Eastern Connecticut State University	7.72%	22
Southern Connecticut State University	7.02%	20
University of Bridgeport	7.02%	20
Sacred Heart University	5.26%	15
University of Hartford	4.91%	14
ARC	4.91%	14
University of Saint Joseph	4.56%	13
Western Connecticut State University	3.86%	11
Quinnipiac University	3.86%	11
Other (please specify)	3.51%	10
Fairfield University	2.11%	6
Mitchell College	1.05%	3
Relay Graduate School of Education	1.05%	3
Capitol Region Education Council (CREC)	0.70%	2
Albertus Magnus College	0.35%	1
TOTAL		285

QB.2 (Active Teachers) Regarding working while student teaching, my teacher preparation program...

ANSWER CHOICES	RESPONSES	
Prohibited us to work while student teaching	10.18%	23
Advised us not to work while student teaching but did not prohibit it	61.50%	139
Explicitly allowed us to work while student teaching	7.96%	18
Not sure/wasn't discussed	20.35%	46
TOTAL		226

QB.3 (Active Teachers) I received monetary compensation for my student teaching experience (i.e., a stipend, tuition reimbursement, paid fellowships, residency programs, etc.).



ANSWER CHOICES	RESPONSES	
Yes	12.83%	29
No	87.17%	197
TOTAL		226

QB.4 (Active Teachers) While student teaching, to what extent did you feel you were...

	NOT AT ALL	SLIGHTLY	SOMEWHAT	CONSIDERABLY	EXTREMELY	TOTAL
Concerned about personal finances	2.21% 5	7.52% 17	15.04% 34	26.99% 61	48.23% 109	226
Reliant on others to cover your expenses	6.64% 15	11.50% 26	15.93% 36	22.57% 51	43.36% 98	226
Making enough money to support yourself	57.52% 130	18.14% 41	11.50% 26	6.19% 14	6.64% 15	226
Burnt out due to student teaching amongst other life responsibilities	3.10% 7	9.73% 22	18.14% 41	28.76% 65	40.27% 91	226
Anxious trying to balance student teaching and other life responsibilities	2.65% 6	2.65% 6	12.39% 28	34.96% 79	47.35% 107	226
Able to put in your best effort to student teaching every day	2.65% 6	7.52% 17	37.17% 84	45.58% 103	7.08% 16	226
Respected as a professional in your school setting	6.19% 14	15.04% 34	32.74% 74	34.51% 78	11.50% 26	226
Considering dropping out of your program	54.42% 123	13.72% 31	16.37% 37	7.96% 18	7.52% 17	226
Undervalued as compared to peers going into non-education careers	13.27% 30	7.96% 18	20.80% 47	25.22% 57	32.74% 74	226

QB.5 (Active Teachers) I felt concerned about affording...Please select all that apply.

ANSWER CHOICES	RESPONSES	
Vehicle costs (monthly payments, gas, insurance, etc.)	75.66%	171
Groceries	72.12%	163
College tuition	59.29%	134
Professional clothing	59.29%	134
Rent	50.88%	115
Textbooks/course materials	43.81%	99
Medical costs (health insurance, doctor's visits, etc.)	31.86%	72
Childcare	6.64%	15
N/A - I was not concerned about affording anything during my student teaching.	5.75%	13
Other (please specify)	4.87%	11
Total Respondents: 226		

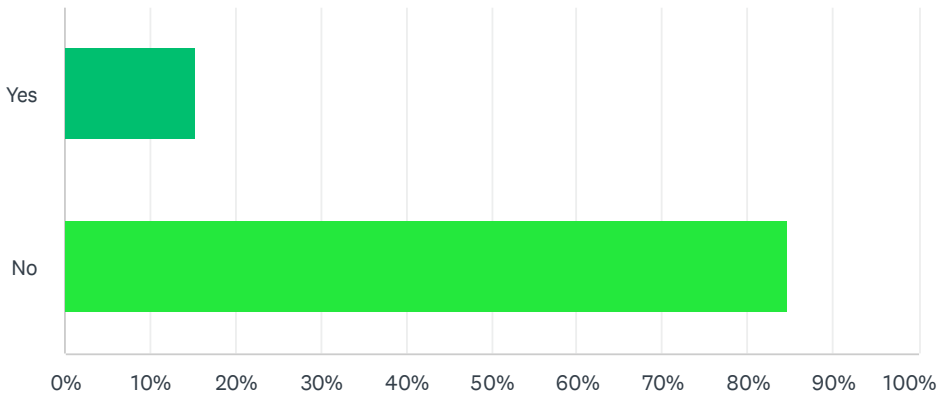
QB.6 (Active Teachers) Please indicate your feelings about the following statements on a scale from "strongly agree" to "strongly disagree".

	STRONGLY AGREE	AGREE	NEITHER AGREE NOR DISAGREE	DISAGREE	STRONGLY DISAGREE	TOTAL
Being paid while student teaching would have eased my financial worries.	77.43% 175	19.91% 45	2.21% 5	0.00% 0	0.44% 1	226
Student teachers take on most if not all of the same roles and responsibilities of a certified teacher.	56.19% 127	34.96% 79	6.19% 14	2.21% 5	0.44% 1	226
I would have been able to give more effort and put more time towards my student teaching experience if I did not have to work a job outside of it.	50.44% 114	20.80% 47	24.78% 56	1.33% 3	2.65% 6	226
Student teachers are still students and therefore don't need to be paid for their practicum hours.	1.33% 3	1.33% 3	7.08% 16	28.76% 65	61.50% 139	226
I felt exploited not getting paid for the work required for me to pass student teaching.	45.13% 102	30.09% 68	17.70% 40	3.10% 7	3.98% 9	226
Being paid for student teaching would make student teachers feel more valued.	75.22% 170	19.03% 43	3.98% 9	0.88% 2	0.88% 2	226

QB.7 (Aspiring Teachers) Regarding working while student teaching, my teacher preparation program...

ANSWER CHOICES	RESPONSES	
Prohibits us to work while student teaching	11.86%	7
Advises us not to work while student teaching but does not prohibit it	64.41%	38
Explicitly allows us to work while student teaching	6.78%	4
Not sure/isn't discussed	16.95%	10
TOTAL		59

QB.8 (Aspiring Teachers) I will receive monetary compensation for my student teaching experience (i.e., a stipend, tuition reimbursement, paid fellowships, residency programs, etc.).



ANSWER CHOICES	RESPONSES	
Yes	15.25%	9
No	84.75%	50
TOTAL		59

QB.9 (Aspiring Teachers) Preparing for or currently student teaching, to what extent do you feel you are...

	NOT AT ALL	SLIGHTLY	SOMEWHAT	CONSIDERABLY	EXTREMELY	TOTAL
Concerned about personal finances	1.69% 1	1.69% 1	8.47% 5	16.95% 10	71.19% 42	59
Reliant on others to cover your expenses	3.39% 2	11.86% 7	13.56% 8	23.73% 14	47.46% 28	59
Making enough money to support yourself	54.24% 32	10.17% 6	11.86% 7	3.39% 2	20.34% 12	59
Burnt out due to student teaching amongst other life responsibilities	6.78% 4	10.17% 6	20.34% 12	18.64% 11	44.07% 26	59
Anxious trying to balance student teaching and other life responsibilities	1.69% 1	3.39% 2	8.47% 5	22.03% 13	64.41% 38	59
Able to put in your best effort to student teaching every day	3.39% 2	5.08% 3	20.34% 12	50.85% 30	20.34% 12	59
Respected as a professional in your school setting	1.69% 1	8.47% 5	23.73% 14	55.93% 33	10.17% 6	59
Considering dropping out of your program	55.93% 33	20.34% 12	13.56% 8	5.08% 3	5.08% 3	59
Undervalued as compared to peers going into non-education careers	13.56% 8	8.47% 5	23.73% 14	22.03% 13	32.20% 19	59

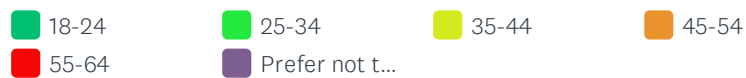
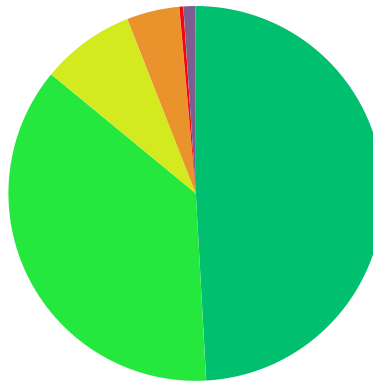
QB.10 (Aspiring Teachers) I feel concerned about affording...Please select all that apply.

ANSWER CHOICES	RESPONSES	
Groceries	89.83%	53
Vehicle costs (monthly payments, gas, insurance, etc.)	83.05%	49
Professional clothing	72.88%	43
Rent	67.80%	40
College tuition	62.71%	37
Medical costs (health insurance, doctor's visits, etc.)	45.76%	27
Textbooks/course materials	42.37%	25
Childcare	8.47%	5
Other (please specify)	6.78%	4
N/A - I am not concerned about affording anything during student teaching.	3.39%	2
Total Respondents: 59		

QB.11 (Aspiring Teachers) Please indicate your feelings about the following statements on a scale from "strongly agree" to "strongly disagree".

	STRONGLY AGREE	AGREE	NEITHER AGREE NOR DISAGREE	DISAGREE	STRONGLY DISAGREE	TOTAL
Being paid while student teaching would ease my financial worries.	91.53% 54	6.78% 4	1.69% 1	0.00% 0	0.00% 0	59
Student teachers take on most if not all of the same roles and responsibilities of a certified teacher.	67.80% 40	28.81% 17	3.39% 2	0.00% 0	0.00% 0	59
I would be able to give more effort and put more time towards my student teaching experience if I did not have to work a job outside of it.	81.36% 48	10.17% 6	8.47% 5	0.00% 0	0.00% 0	59
Student teachers are still students and therefore don't need to be paid for their practicum hours.	6.78% 4	1.69% 1	3.39% 2	23.73% 14	64.41% 38	59
I feel exploited not getting paid for the work required for me to pass student teaching.	67.80% 40	13.56% 8	18.64% 11	0.00% 0	0.00% 0	59
Being paid for student teaching would make student teachers feel more valued.	91.53% 54	8.47% 5	0.00% 0	0.00% 0	0.00% 0	59

QB.12 Age



ANSWER CHOICES	RESPONSES	
18-24	49.12%	140
25-34	36.84%	105
35-44	8.07%	23
45-54	4.56%	13
55-64	0.35%	1
Prefer not to say	1.05%	3
TOTAL		285

QB.13 Race/ethnicity

ANSWER CHOICES	RESPONSES	
American Indian or Alaska Native	0.35%	1
Asian or Asian American	2.11%	6
Black or African American	5.96%	17
Hispanic or Latino	7.37%	21
Middle Eastern or North African	0.35%	1
White	75.44%	215
Multiracial	2.11%	6
Prefer not to say	4.91%	14
Other (please specify)	1.40%	4
TOTAL		285